

SINGER
114W101

~~PRICE LIST~~

OF

PARTS



MACHINE
No. 114w 101

THE SINGER MANUFACTURING COMPANY

COPYRIGHT, 1914, BY THE SINGER MANUFACTURING CO.

INDEX

	PAGE
ACCESSORIES.....	14
MACHINE No. 114w101.....	7
NIPPLES.....	15
NUMERICAL LIST OF PARTS.....	21
PRESSER FEET.....	16
STAND PARTS.....	17
UNDER DRIVER.....	18

INSTRUCTIONS FOR ORDERING

In ordering from this list, use **ONLY** the **PART** number in the **FIRST** column.

The number stamped on a Sewing Machine Part is the number of the Single Part only, except when the part includes Set Screws, Clamping Screws, Studs and Rollers Spun on, Small Wires riveted, or Parts soldered together, etc., which it is necessary to furnish in combination.

Every combination of parts sent out has its specific number which, although not stamped on Parts (except in above cases) must be used when ordering the combination.

Each number always indicates the **SAME PART** in whatever list it appears, or for whatever Machine.

The letters after some of the numbers indicate the style of finish only, as follows:

- A. Hardened, Polished and Plated.
- B. Polished and Plated.
- C. Hardened only.
- D. Polished only.
- E. Soft, not polished.
- F. Hardened and Polished.
- H. Blued.

These letters **MUST BE USED** when they appear in the list and **AFTER** the number, as in the list.

In this series

200001 to 201500 are Screw Numbers.

201501 to 201800 are Nut Numbers.

201801 to 202000 are Roller Numbers.

202001 and upward are numbers of Machine Parts.


The figures in the second column refer only to the plate in which the illustration of the part is shown and are **NOT TO BE USED** in ordering.

Two or more numbers over a cut indicate that the difference between such parts is not visible in an illustration.

Parts marked with an asterisk (*) are furnished only when repairs are made at the factory.

LIST OF PARTS COMPLETE

FOR



MACHINE No. 114 w 101

For Making Chain and Drop or Moss Stitch Embroidery; also for Writing Names on Linen and Towels for Hotels, etc.

No.	Plate	Name	Each
*222561	—	Arm with two 222404	\$ —
222562	12449	" Head with 222404	5 00
222401	12432	" " Position Pin	02
201042b	12432	" " Screw (lower)	04
200011b	12432	" " " (upper) (2)	05
222405	12431	" " Sleeve	1 25
222407	12432	" " " Cap	25
200097c	12445	" " " Screw	03
222408	12432	" " " Gear with 201052c	40
201052c	12435	" " " " Set Screw	02
202004	12432	" Position Pin (2)	02
200029e	12432	" Screw (4)	05
222411	12431	" Shaft	1 45

No.	Plate	Name	Each
203244	12432	Arm Shaft Collar with two 200393c	\$ 20
200393c	12432	" " " Set Screw	02
222412	12432	" " Driving Flange with 200098F and 201032F	60
201032F	12432	Arm Shaft Driving Flange Position Screw	04
200098F	12432	Arm Shaft Driving Flange Set Screw	03
222413	—	" Side Cover	60
201048B	12432	" " " Thumb Screw	10
*222564	—	Bed	—
222565	12449	Driving Pulley	1 25
222416	12431	" " Sleeve	75
200062H	12432	" " " Screw	07
222417	12432	Feed Bell Crank with 201035F and 201864	70
201037c	12432	Feed Bell Crank Hinge Screw	10
201864	12432	" " " Roller	15
201035F	12432	" " " " Screw	05
222595	12448	" " " Spring	04
222418	12433	" Lever	35
222419	12433	" " Bracket with 200125F and 200397c	70
222420	12433	Feed Lever Bracket Guide	45
222421	12433	" " " " Bearing	35
222422	—	" " " " " 222421 with 222420, 222424 and two 200581H	1 10
222423	12433	Feed Lever Bracket Guide Bearing Pin	02
222424	12433	" " " " Cap	25
200581H	12433	" " " " " Screw	02
200125F	12433	" " " " Set Screw	02
200397c	12445	" " " " " "	02
222425	12433	" " Hinge Pin	03
222426	12433	" Recovering Spring (left)	04
222427	12433	" " " (right)	04
201051D	12433	" " " Screw	05
201187F	12445	" Regulating Screw with 222563	18
201621c	12433	" " " Lock Lever Nut	15
222563	—	" " " Packing (rawhide)	03
222428	12433	" Rotating Gear (upper) (rear) with 200119F	40
200119F	12432	Feed Rotating Gear (upper) (rear) Set Screw	03
222429	12431	Feed Rotating Shaft	25
222430	12433	" " " Gear with two 200691F	35
200691F	12445	" " " " Set Screw	02
222566	12446	" Slide Bar	1 50
222432	12433	" " Block	50
222433	12433	Looper	60
222567	12446	" Adjusting Sleeve	85

No.	Plate	Name	Each
222568	12446	Looper Adjusting Sleeve Guide with 201188c	\$ 60
201188c	12445	Looper Adjusting Sleeve Guide Set Screw	02
222569	12446	Looper Adjusting Sleeve Spring	02
222570	12446	" " " " Stop	10
222434	12434	" Bracket	60
222404	12432	" " Position Pin (2)	02
201058E	12433	" " Screw (2)	05
222435	12434	" Operating Bell Crank with two 201057F	65
222436	12434	Looper Operating Bell Crank Bracket	70
222437	—	" " " " " " 222436 with 222446, 222596 and 222597	2 00
202004	12132	Looper Operating Bell Crank Bracket Position Pin (2)	02
201038E	12433	Looper Operating Bell Crank Bracket Screw (long)	04
201058E	12433	Looper Operating Bell Crank Bracket Screw (short) (2)	05
222572	—	Looper Operating Bell Crank Bracket complete, Nos. 201047c, 201622E, 222437, 222441, 222444, 222567 to 222570, 222573 and two 222438	6 75
222438	12435	Looper Operating Bell Crank Hinge Block (2)	12
201057F	12435	Looper Operating Bell Crank Hinge Block Screw Stud	05
201047c	12435	Looper Operating Bell Crank Hinge Screw	18
201622E	12435	Looper Operating Bell Crank Hinge Screw Nut	05
222439	12135	Looper Operating Cam	60
222526	12435	" " " Position Pin	02
222440	12434	" " Connection	60
222441	—	" " " 222440 with 222435, 222442 and two 205510	1 50
222442	12435	Looper Operating Connection Swivel	25
205510	12435	" " " " Hinge Pin	03
222443	12435	Looper Operating Gear (spiral) with 200119F	60
200119F	12432	Looper Operating Gear Set Screw	03
222444	12434	" " Shaft	50
222573	12446	" " " Guide Block with 201190F and 201534E	45
201190F	12445	Looper Operating Shaft Guide Block Position Screw	04

No.	Plate	Name	Each
201534E	12445	Looper Operating Shaft Guide Block Position Screw Check Nut	\$ 03
222446	12435	Looper Operating Shaft Sleeve	60
222447	—	" " " " Gear	35
222596	12435	" " " " " (back) 222447 with 200119F	35
222597	—	Looper Operating Shaft Sleeve Gear (front) 222447 with 201052C	35
200119F	12432	Looper Operating Shaft Sleeve Gear Set Screw	03
201052C	12435	Looper Operating Shaft Sleeve Gear Set Screw	02
222448	12435	Looper Position Plate	10
200132E	12435	" " " Screw	02
222449	12435	Needle Driving Cam with 200444C and 222450	60
200444C	12445	Needle Driving Cam Position Screw	04
201853	12435	" " " Roller	10
222450	12435	" " " Stud	05
222451	12437	" Holder	35
222452	12437	" " Clamping Sleeve with 201053F	75
201053F	12435	" " " " Thumb Screw	10
222453	12434	" Operating Slide	1 75
222574	12449	" Plate, for needle sizes 1 to 12	55
201049D	12435	" " Clamping Thumb Screw	15
222456	—	Nipple, for No. 2 needle	12
222575	12447	" Carrier	1 25
222467	12446	" " Bell Crank	50
222531	12446	" " " " Hinge Stud	20
200403C	12445	" " " " " " Set Screw	03
222576	12448	Nipple Carrier Guide	35
200097C	12445	" " " Screw	03
201189C	12445	" " Lifting Screw Stud	04
222598	—	" " Oiling Wick	01
222577	12447	" " Spring	05
201196D	12445	" " Thumb Screw (pressure reg- ulating)	40
222472	12438	Presser Foot with 222479	75
222473	12446	" " Clamp with 201053F	40
201053F	12435	" " " Thumb Screw	10
222578	12447	" " Lever	1 25
222579	12448	" " " Swivel	60
201191F	12445	" " " " Hinge Screw (2)	05
201185D	12445	" " " " Stop Screw	04
222580	12448	" " Lifter	25
201192D	12445	" " " Hinge Screw	05
222404	12432	" " " Stop Pin	02
222479	—	" " Shoe (rubber)	01
222581	12447	" " Slide Bar	1 50

No.	Plate	Name	Each
200072F	12445	Presser Foot Slide Bar Adjusting Screw	\$ 03
222582	12448	" " " " Guide	1 25
200334C	12445	" " " " " Set Screw	04
222583	—	" " " " Oiling Wick	01
222584	12448	" " " " Spring	05
222585	12448	" " " " " Plunger	02
222586	12448	" " " " " Stop	20
200145H	12445	" " " " " " Screw	02
201195D	12445	" " " " " Thumb Screw (pressure regulating)	40
222482	12437	Presser Foot Slide Bell Crank	50
201041C	12445	" " " " " " Hinge Screw	08
222485	12437	Spool Holder and Tension Bracket	50
201038E	12433	" " " " " " Screw (2)	04
201036E	12445	Spool Screw Stud	08
222590	—	Spool Holder and Tension Bracket com- plete, Nos. 200132E, 201036E, 201039E, 201040D, 201075F, 202248H, 222485, 222512, 222513, 222588 and 222591	1 50
222487	12446	Starting Trip Lever with 201054C	20
222488	12446	" " " Block	08
201054C	12445	" " " " Screw Stud	05
201035F	12432	" " " Hinge Screw	05
222489	12437	" " " (intermediate)	35
201033D	12445	" " " " Hinge Screw Stud	08
222490	12446	Starting Trip Lever Rod	05
222491	12440	" " " Slide	50
222492	12440	" " " Cap	05
200110D	12440	" " " " " Screw	02
222493	12440	" " " " Spring	04
222494	12440	Stitch Rotating Gear (lower) (for ver- tical shaft) with 200119F	35
200119F	12432	Stitch Rotating Gear (lower) Set Screw	03
222428	12433	" " " (upper) (for vertical shaft) with 200119F	40
200119F	12432	Stitch Rotating Gear (upper) Set Screw	03
222495	12437	" " " Bracket	1 00
202004	12432	" " " " Position Pin (2)	02
201038E	12433	Stitch Rotating Gear Bracket Screw (2)	04
222496	12440	" " " " Shaft (inter- mediate)	10
222428	12433	Stitch Rotating Gear Bracket Shaft (in- termediate) Gear (back or front) with 200119F (2)	40

No.	Plate	Name	Each
200119F	12432	Stitch Rotating Gear Bracket Shaft (intermediate) Gear Set Screw	\$ 03
222535	---	Stitch Rotating Gear Bracket complete, Nos. 201033D, 222489, 222490, 222495, 222496, 222503, 222504, 222596 and two 222428	5 00
222497	12437	Stitch Rotating Gear Shaft (vertical) ..	15
222498	12437	" " Hand Lever with 200084F ..	60
222503	---	" " " " 222498 with 201035F, 222487, 222488 and 222501 ..	1 40
222499	---	Stitch Rotating Hand Lever Handle (wood)	25
222500	---	Stitch Rotating Hand Lever Handle Sleeve	25
222501	12437	Stitch Rotating Hand Lever Handle Sleeve 222500 with 206134 and 222499 ..	50
206134	12440	Stitch Rotating Hand Lever Handle Sleeve Washer	02
200084F	12440	Stitch Rotating Hand Lever Set Screw ..	03
222504	12440	" " " " Shaft	50
222447	---	" " " " Gear	35
222596	12435	" " " " " " " " 222447 with 200119F	35
200119F	12432	Stitch Rotating Hand Lever Shaft Gear Set Screw	03
222592	12449	Stop Bracket	70
222506	12440	" " Interlocking Rod	30
200680F	12440	" " " " Guide Screw ..	04
222507	12440	" " " " Spring ..	05
222404	12432	" " Position Pin (2)	02
201038E	12433	" " Screw (2)	04
222593	---	Stop Bracket complete, Nos. 200110D, 200680F, 201216C, 201863, 222491 to 222493, 222506, 222507, 222592 and 222594	2 50
222508	12440	Stop Cam with 222509	1 20
222509	12440	" " Driving Stud	04
222594	12448	" " Locking Lever with 201055F ..	50
201216C	12445	" " " " Hinge Screw ..	08
201863	12440	" " Roller	10
201055F	12440	" " " Screw Stud	05
222511	12441	" " Spring	05
205510	12435	" " " Pin	03
222512	12441	Tension Regulating Lever with 201056D ..	20
201075F	12445	" " " Hinge Screw ..	05
202248H	12441	" " " " " " " " Spring Washer	05

No.	Plate	Name	Each
222513	12441	Tension Regulating Plate	\$ 30
201040D	12441	" " " Hinge Screw ..	12
201056D	12441	" " Screw Stud	08
222591	12448	" " Spring	05
201039E	12441	" " " Screw Stud	06
222588	12448	Thread Controller Spring (light)	08
200132E	12435	" " " Screw	02

ACCESSORIES

No.	Plate	Name	Each
222517	12442	Cleaning Wire (brass)	\$ 05
114 x 1	—	Needles (11), in sizes as selected. Sup- plied in sizes 1 to 12 Per Doz.	30
222455	12436	Nipple, for No. 1 needle	12
222457	—	" " " 3 needle	12
222458	—	" " " 4 needle	12
222459	—	" " " 5 needle	12
222460	—	" " " 6 needle	12
222516	12441	" Wrench	08
222522	12438	Presser Foot (spur)	70
222520	12441	Spool Winder Spindle	25
222521	12441	" " " Washer	05
222518	12442	Thread Knife	18
222519	12442	Threader Wire	04
201219c	—	Red Clamp Thumb Screw (2)	25
41564	12449	Machine Rest Pin (wood)	05
36553	—	Tweezers	10
36578	12442	Oiler with 36579	10
36579	12442	" Spout, 3 in. long, for 36578	06
26346	12442	Pliers	25
25537	12442	Screw Driver	10
11831	12442	" "	20
222523	12442	Spool (wood) (6)	05

NIPPLES

No.	Plate	Name	Each
222455	12446	Nipple, for No. 1 needle	\$ 12
222456	—	" " " 2 needle	12
222457	—	" " " 3 needle	12
222458	—	" " " 4 needle	12
222459	—	" " " 5 needle	12
222460	—	" " " 6 needle	12
222461	—	" " " 7 needle	12
222462	—	" " " 8 needle	12
222463	—	" " " 9 needle	12
222464	—	" " " 10 needle	12
222528	—	" " " 11 needle	12
222465	—	" " " 12 needle	12

PRESSER FEET

No.	Plate	Name	Each
222472	12438	Presser Foot with 222479	\$ 75
222527	12438	" " " 222529	75
222522	12438	" " (spur)	70
222529	—	" " Shoe (rubber)	01
222601	12438	" " (spur), for embroidery work	70
222602	12438	" " with 222529, for embroidery work	75

STAND

ROCKING TREADLE, BALL BEARING PITMAN

No.	Plate	Name	Each
46532	12444	Band Wheel, 18 in. diam., with 972c	\$1 50
16519	12444	" " Crank	15
46520	—	Band Wheel Crank and Pitman (ball bearing) complete, Nos. 1520e, 1670e, 25361, 25371, 46506 to 46509, 46519, 46523 and eleven 25362	1 45
296c	12443	Band Wheel Crank Screw Center	10
1507e	12443	" " " " " Nut ..	05
972c	12443	" " Set Screw	08
22533	—	Belt, size $\frac{1}{4}$ in., length 71 $\frac{1}{2}$ in., with 225129	20
225129	12443	Belt Hook	01
46533	12444	Brace with 296c, two 297c and three 1507e	1 45
748e	12443	Brace Screw	08
46522	12441	Leg	1 60
25362	12321	Pitman Ball, size $\frac{3}{8}$ inch	Per 100 80
46506	12443	" " Bearing Adjusting Screw Ring	15
46507	12443	Pitman Ball Bearing Adjusting Screw Ring Locking Washer (brass) Per 100 ..	25
46508	12443	Pitman Ball Bearing Ring	10
46509	12443	" " Case	25
46523	12444	" Rod with 25360	15
*25360	—	" " Ball	—
25371	12443	" " " Bushing	15
25361	12443	" " " Screw Bearing	10
1670e	12443	" " " " " Nut	05
1520e	12443	" " Lock Nut	03
46524	12441	Treadle	65
297c	12443	" Screw Center	10
1507e	12443	" " " Nut	05
25086	12444	Wrench, for 1507 and 1670	10
25200	12444	" " 972	10
25267	—	Stand (iron work) rocking treadle, ball bearing pitman complete, Nos. 25086, 25200, 46520, 46524, 46532, 46533, two 46522 and four 748e	—

UNDER DRIVER

BALL BEARING, RIGHT HAND, ROUND BELT, TWO SPEED

No.	Plate	Name	Each
227370	11126	Cone Pulley (grooved), two speed, 4 3/4 in. diam., with 227553	\$1 35
25362	12321	Cone Pulley Ball, size 3/16 inch	Per 100 80
204100	12321	" " " Bearing Cup	12
204101	12321	" " " Cap	02
204102	12321	" " " Retaining Spring	05
227553	12322	Cone Pulley Ball Cup complete, Nos. 204100 to 204102 and thirteen 25362	45
202459	11126	Driving Pulley, 7 1/4 in. diam., with 202160 and 204105	75
202460	11126	Driving Pulley Friction Ring (leather)	05
204105	12321	" " " Stop Pin	01
227743	---	" " Shaft (hollow) with 204109, 204110, 204112 and two 204111	60
202461	11126	Driving Pulley Shaft 227743 with 204107, 204108 and eleven 25303	1 00
25303	12321	Driving Pulley Shaft Ball, size 1/4 inch	Per 100 1 00
204107	12321	Driving Pulley Shaft Ball Cup	10
204108	12321	" " " " Cap	02
204109	---	" " " Oil Plug	01
204110	---	" " " Oiling Leather	02
204111	---	" " " " Pin (leather)	01
204112	12322	Driving Pulley Shaft Oiling Wick	01
200524c	12321	" " " Set Screw	06
204113	12321	" " " Thimble	10
227734	11126	Frame with 200524c	80
202463	11126	Lever (compression) with 204117, two each 200524c and 202845	45
227735	11126	Lever Brake with 200524c, 204122 and two 200374c	35
227736	11126	Lever Brake 227735 with 200082b and 227737	60
227737	11126	Lever Brake Belt Guard	20
200082b	12321	" " " Screw	03
204122	12322	" " Leather	05
200374c	12321	" " " Set Screw	02
200524c	12321	" " " Set Screw	06
204123	12322	" " Spring	05
204117	12321	" Compression Plate	10
202845	12321	" " Rivet	01
202464	11126	" " Shaft with 202302	20

No.	Plate	Name	Each
202302	12321	Lever Compression Shaft Cotter Pin	\$ 01
200524c	12321	" " " Set Screw	06
27070	11126	Shaft Pulley (sectional grooved), 10 in. diam., 1 3/8 in. bore, with two 597c	45
597c	12441	Shaft Pulley Clamping Screw	08
227976	11126	Treadle with 200540b	45
227977	11126	" 227976 with 227978	60
227978	11126	" Adjustable Connecting Slide	15
200540b	12441	" " " Set Screw	10
202468	11126	Treadle Pitman Rod (lower or upper)	05
204126	12321	" " " Clamp with two 200530c	20
200530c	12321	Treadle Pitman Rod Clamp Set Screw	05
227980	11126	Treadle Pitman complete, Nos. 204126 and two 202468	30
204127	11126	Treadle Stand (left) with two wood screws 1 in., No. 13	08
204128	11126	Treadle Stand (right) with two wood screws 1 in., No. 13	08
227981	---	Treadle and Stand complete, Nos. 204127, 204128 and 227977	75
227982	---	Treadle and Pitman complete, Nos. 227980 and 227981	90
227740	---	Transmitter complete, Nos. 202459, 202461, 202463, 202464, 204113, 204123, 227370, 227734, 227736 and three wood screws 1 3/8 in., No. 15	3 00
227985	---	Under Driver (ball bearing) lever pressure, right hand, two speed, complete, Nos. 27070, 227740 and 227982	4 00

PLATE 11126-ONE-SIXTH SIZE

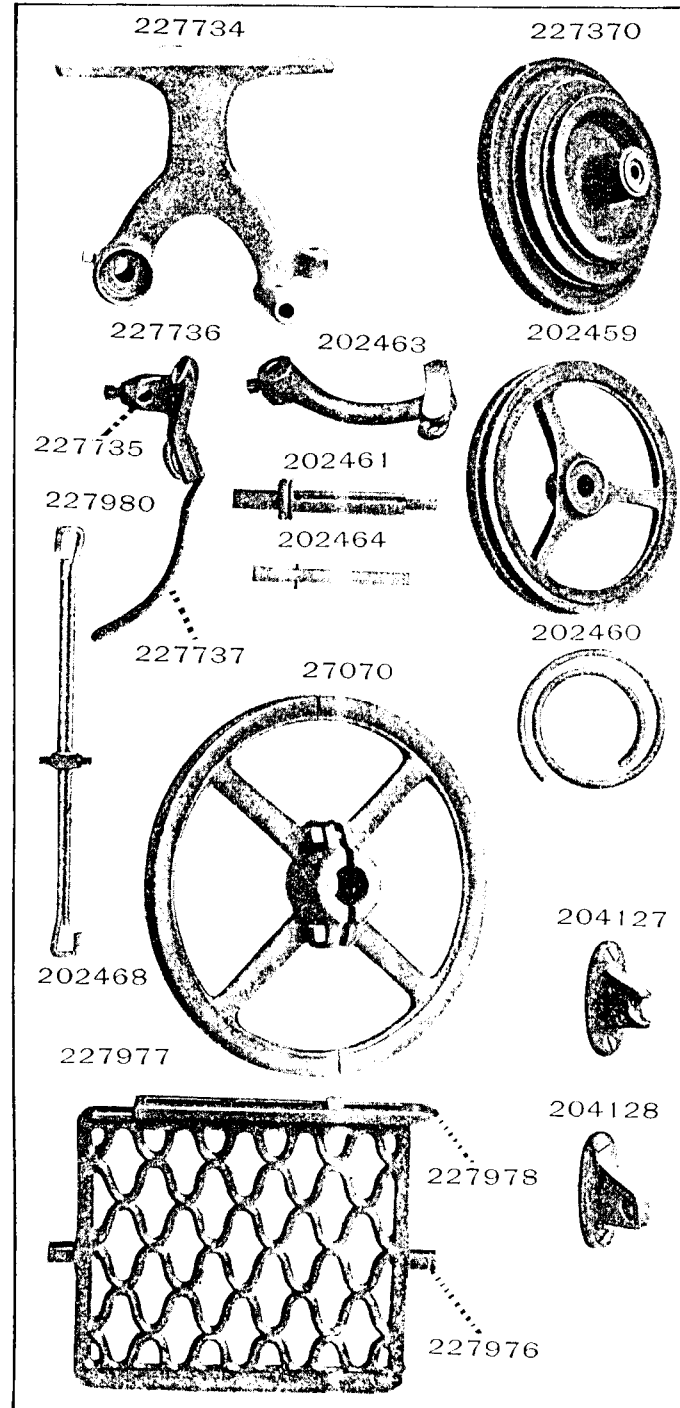


PLATE 12321-FULL SIZE

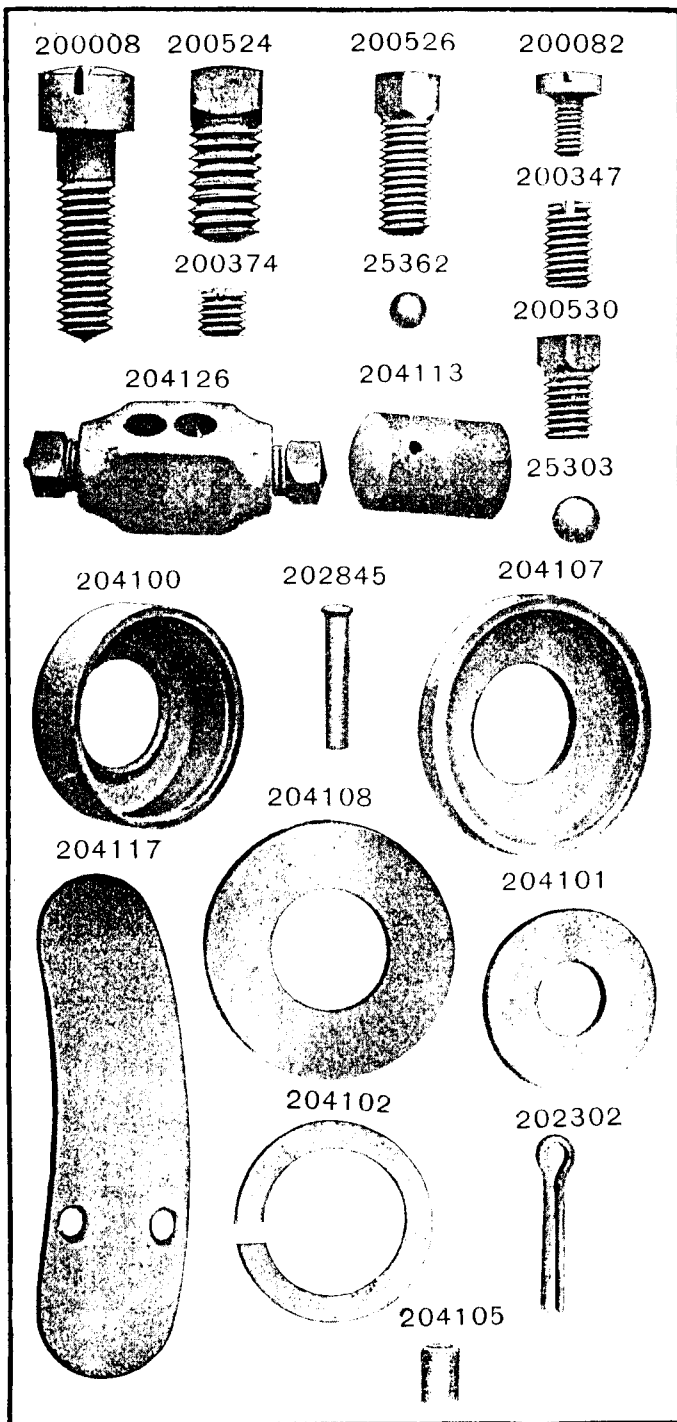


PLATE 12322-FULL SIZE

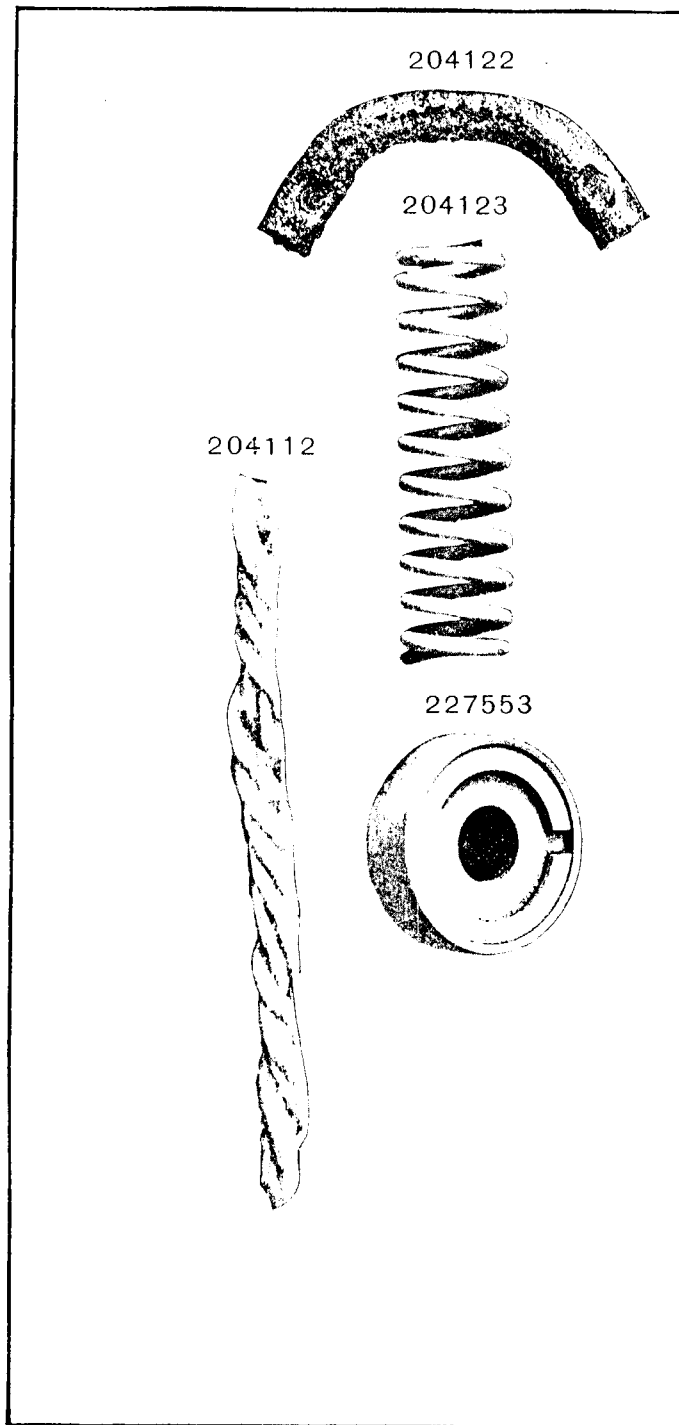


PLATE 12431—ONE-HALF SIZE

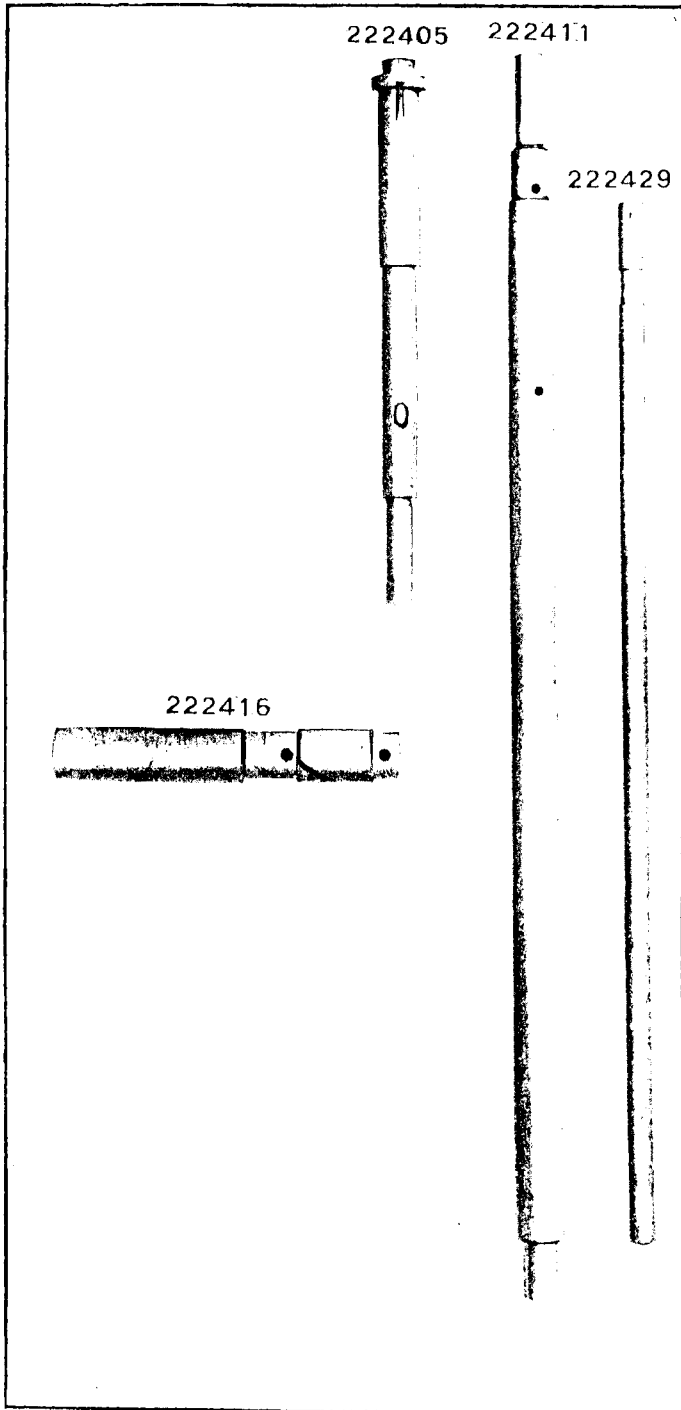


PLATE 12432—FULL SIZE

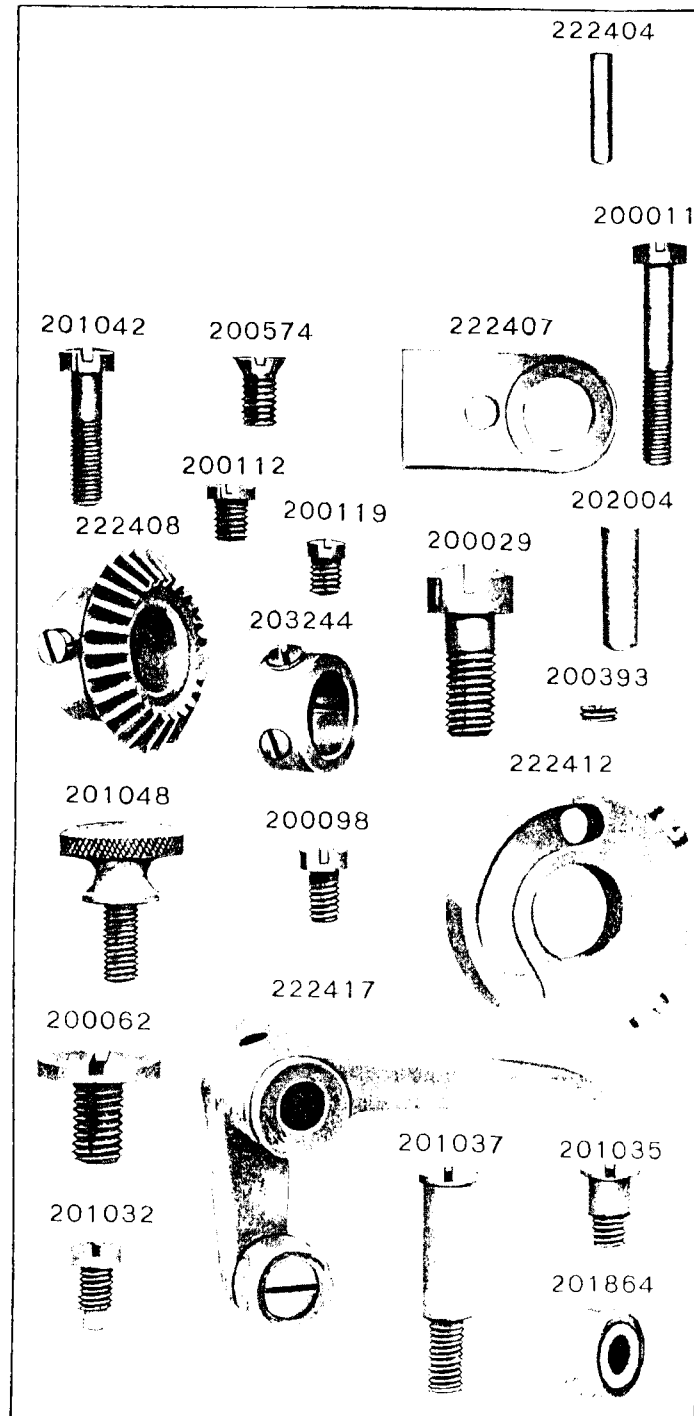


PLATE 12433 - FULL SIZE

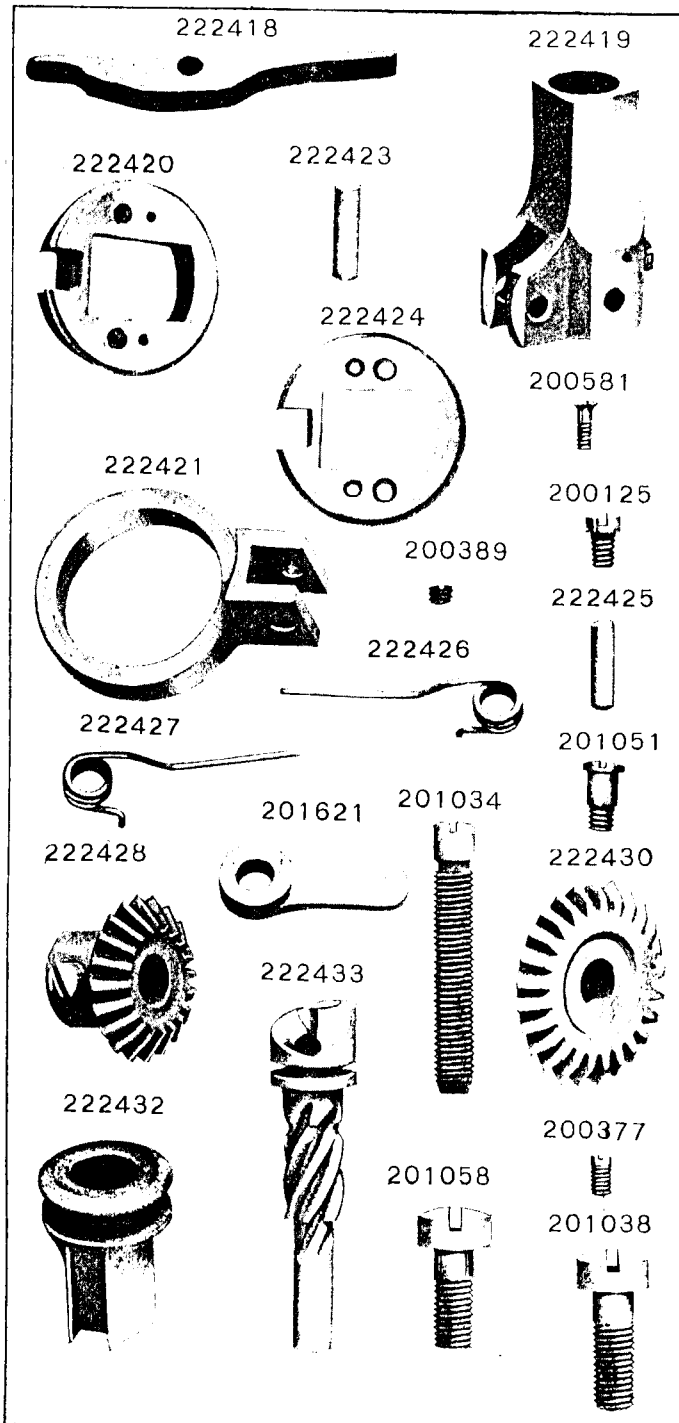


PLATE 12434 - ONE-HALF SIZE

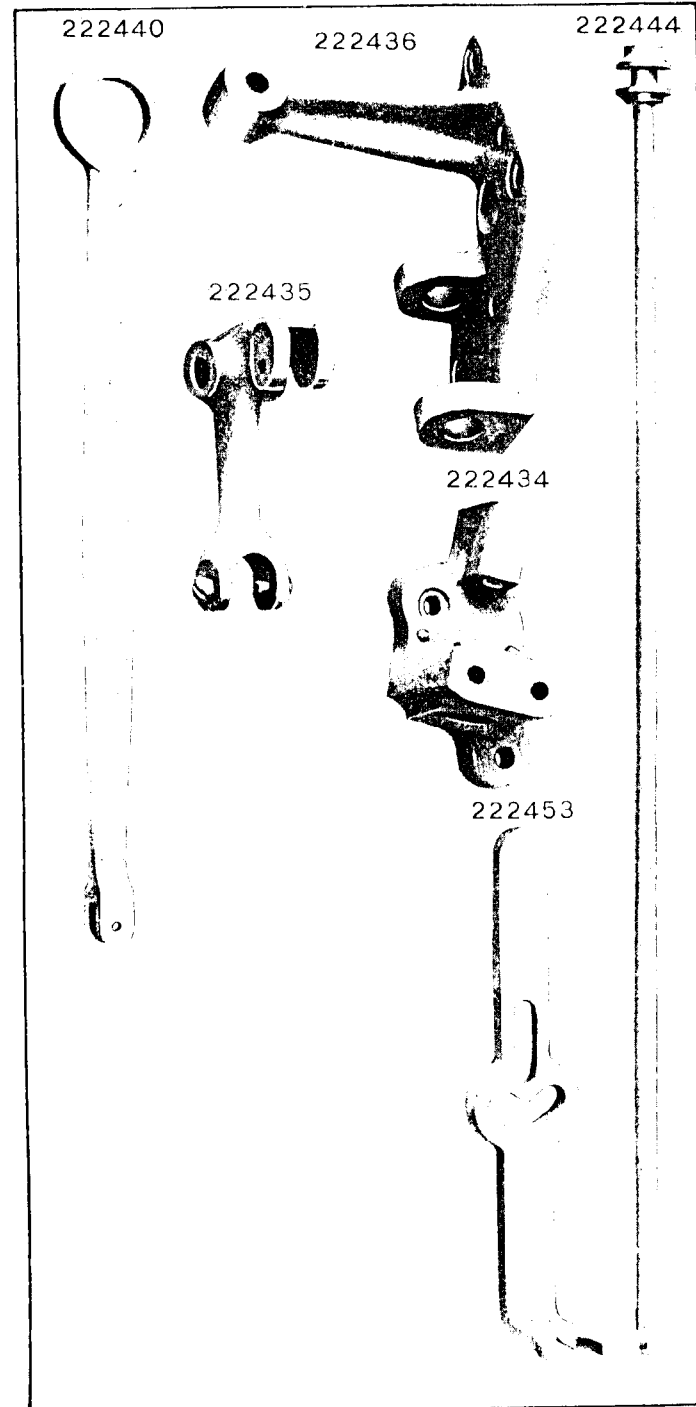


PLATE 12435 - FULL SIZE

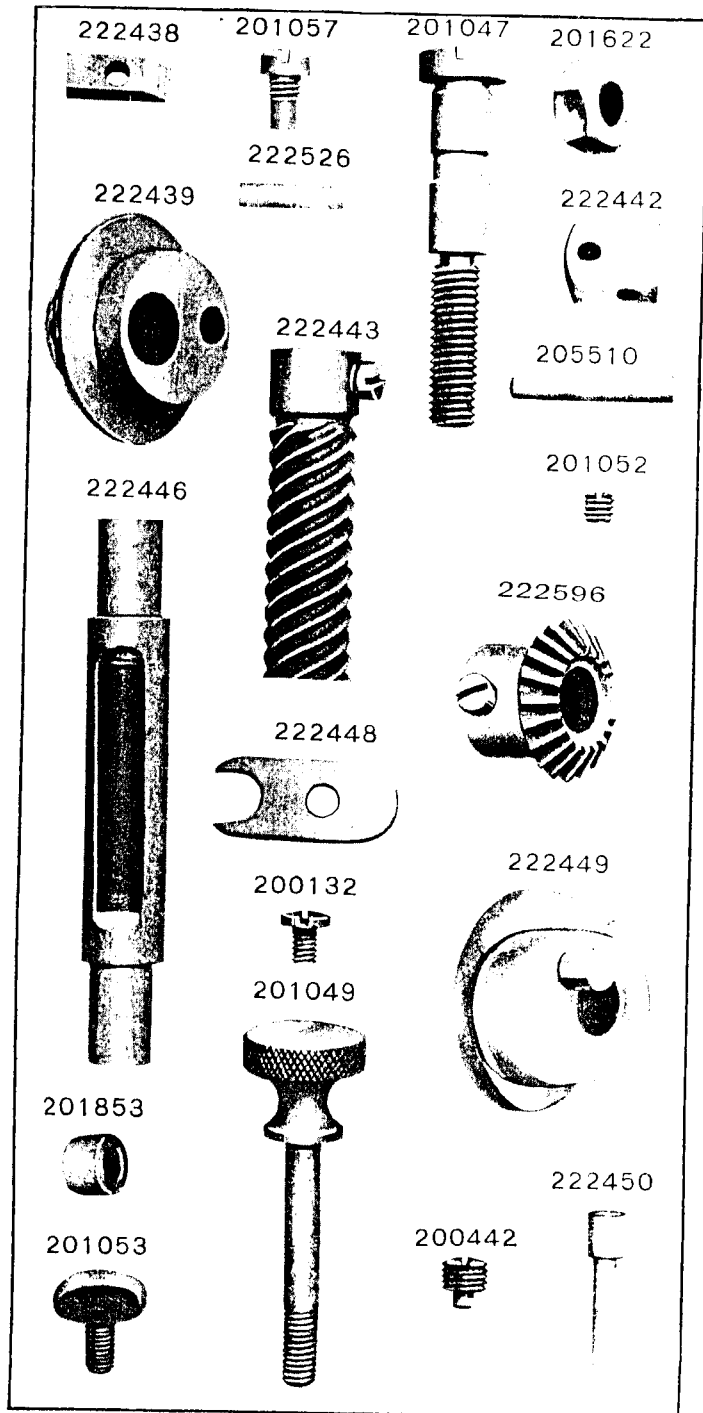


PLATE 12437 - ONE-HALF SIZE

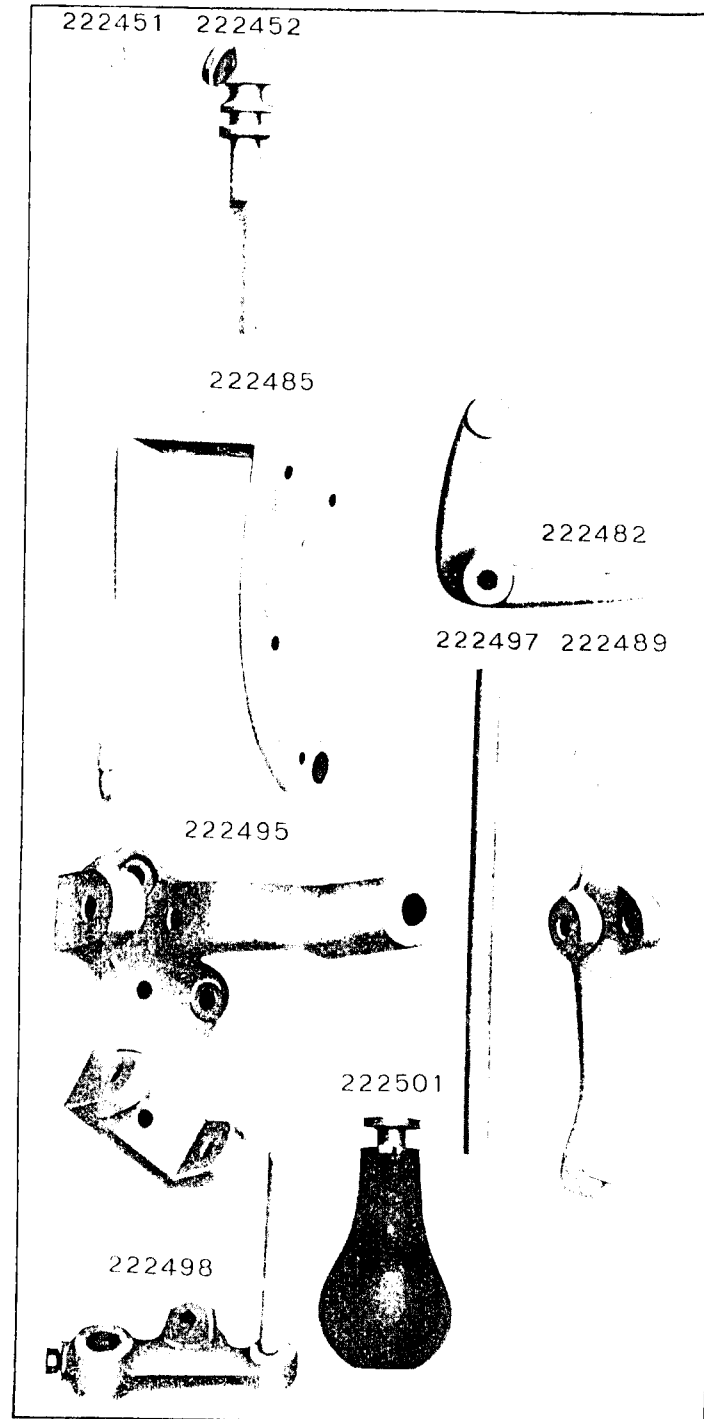


PLATE 12438 - FULL SIZE

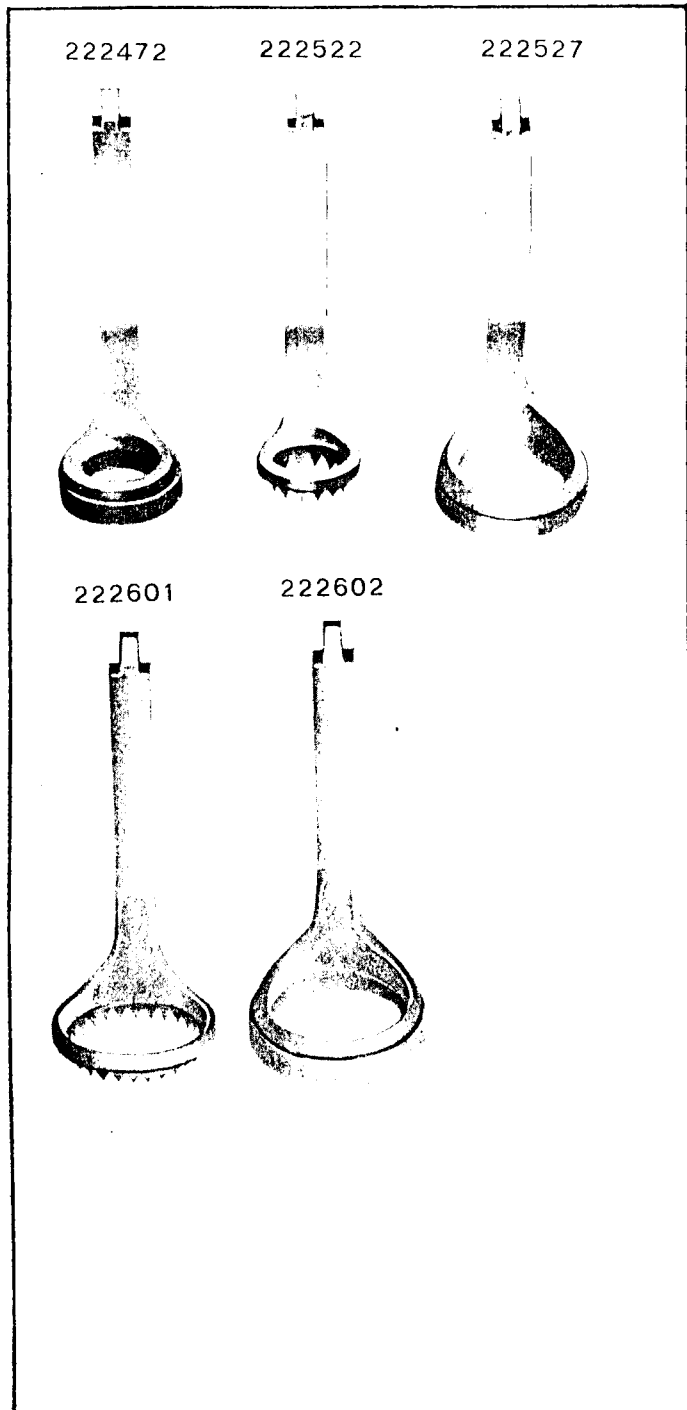


PLATE 12440 - FULL SIZE

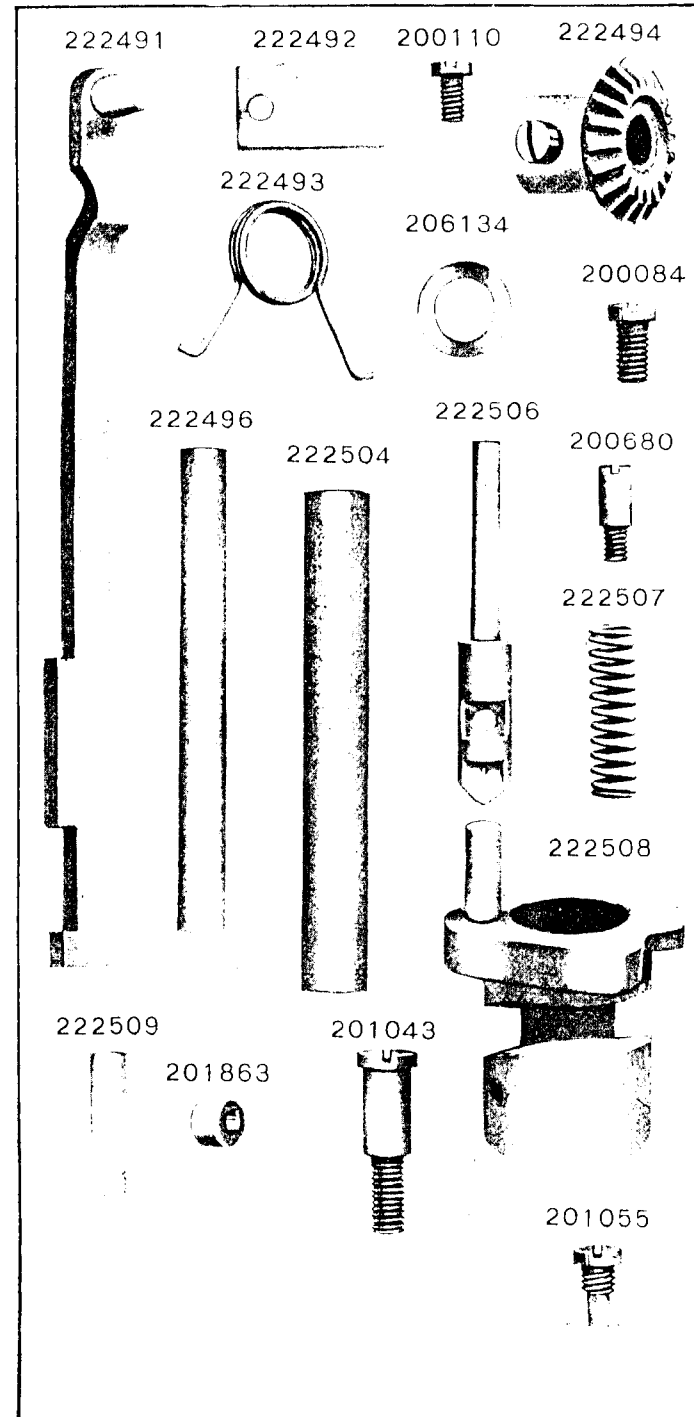


PLATE 12441 - FULL SIZE

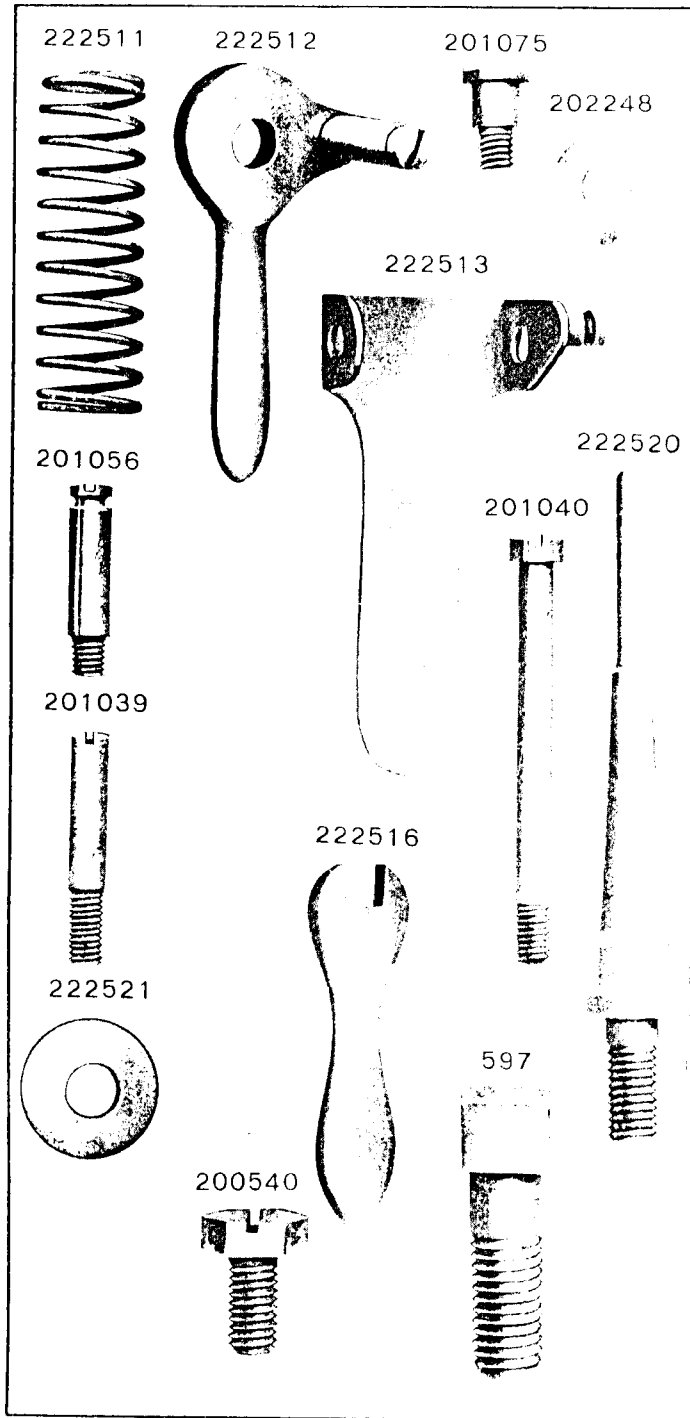


PLATE 12442 - ONE-HALF SIZE

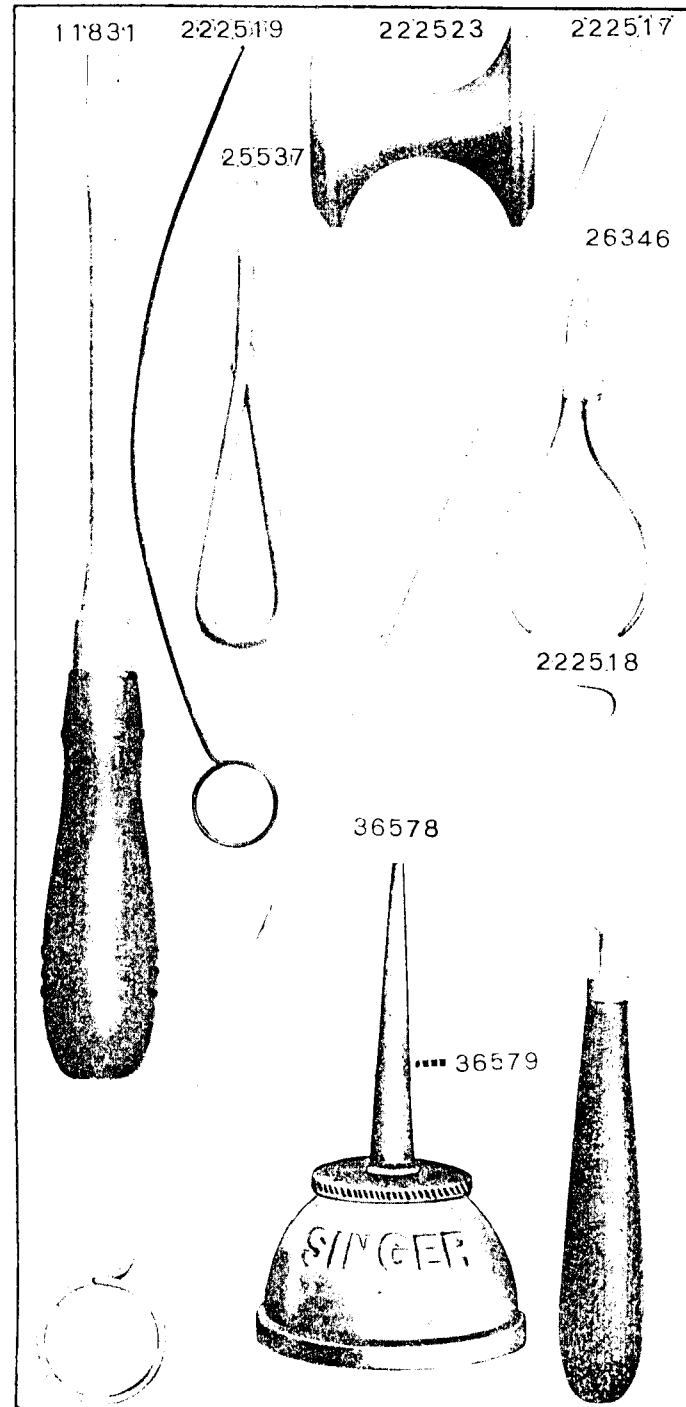


PLATE 12443 -FULL SIZE




PLATE 12444 - ONE-NINTH SIZE

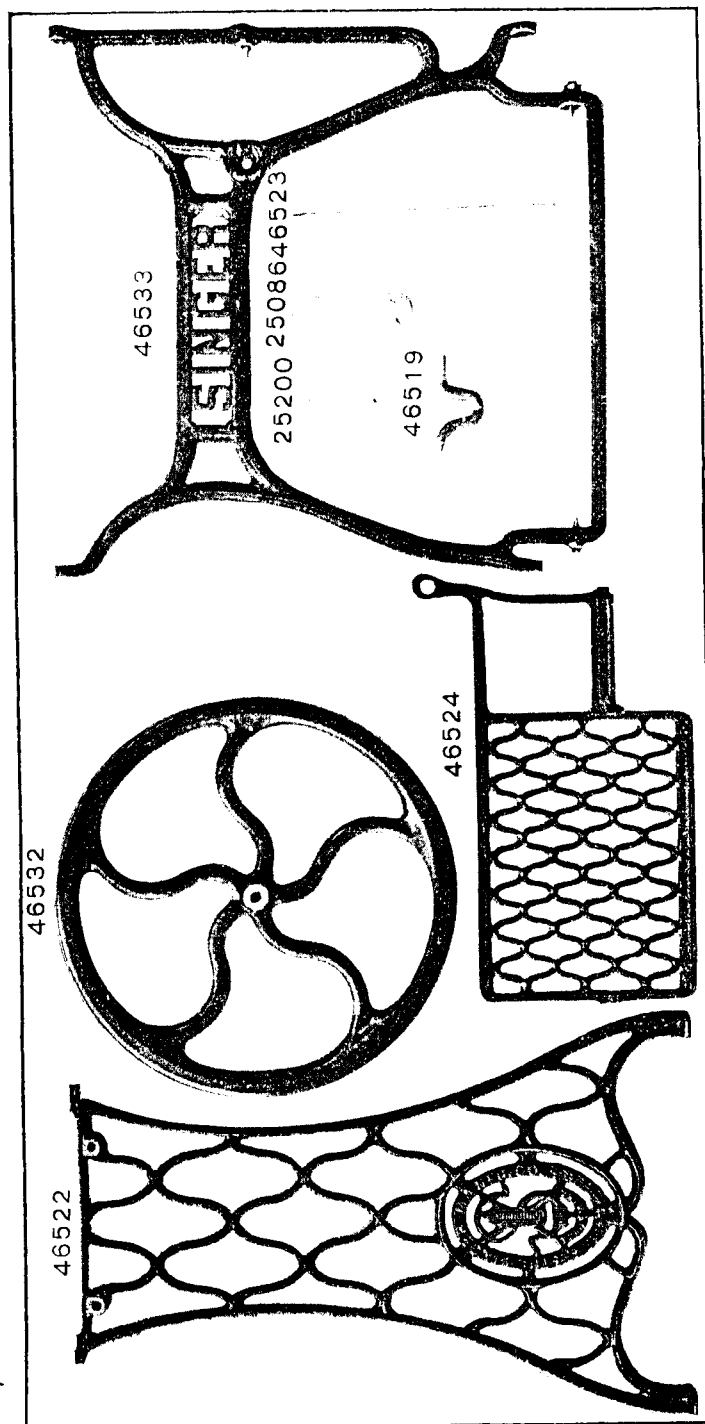


PLATE 12445-FULL SIZE

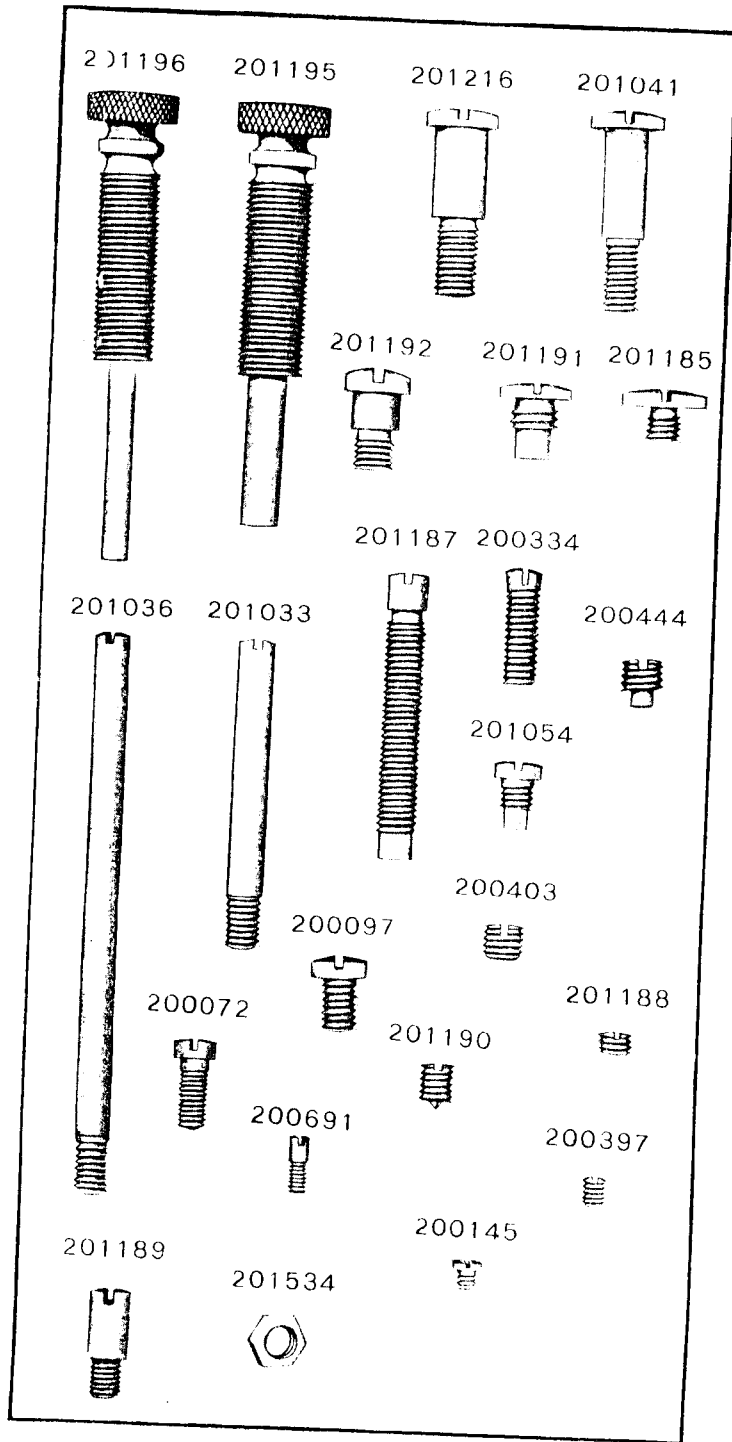


PLATE 12446-FULL SIZE

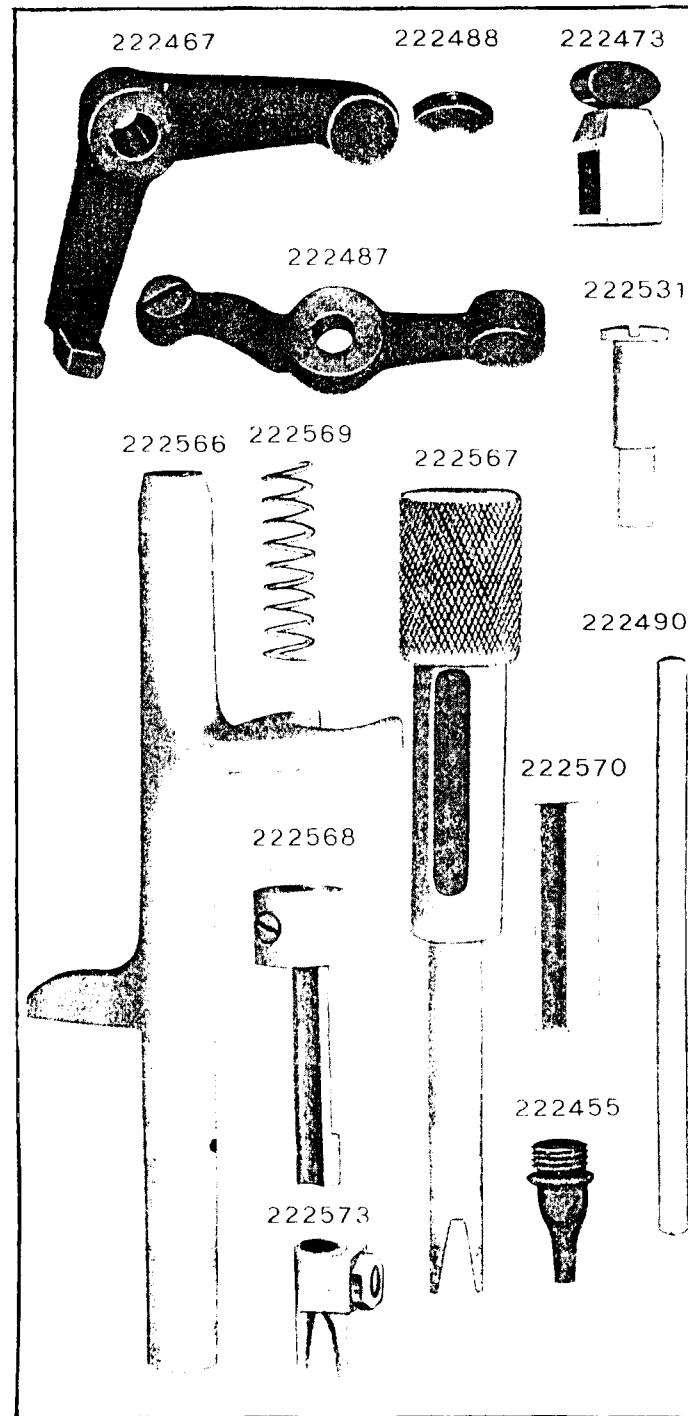


PLATE 12447-FULL SIZE

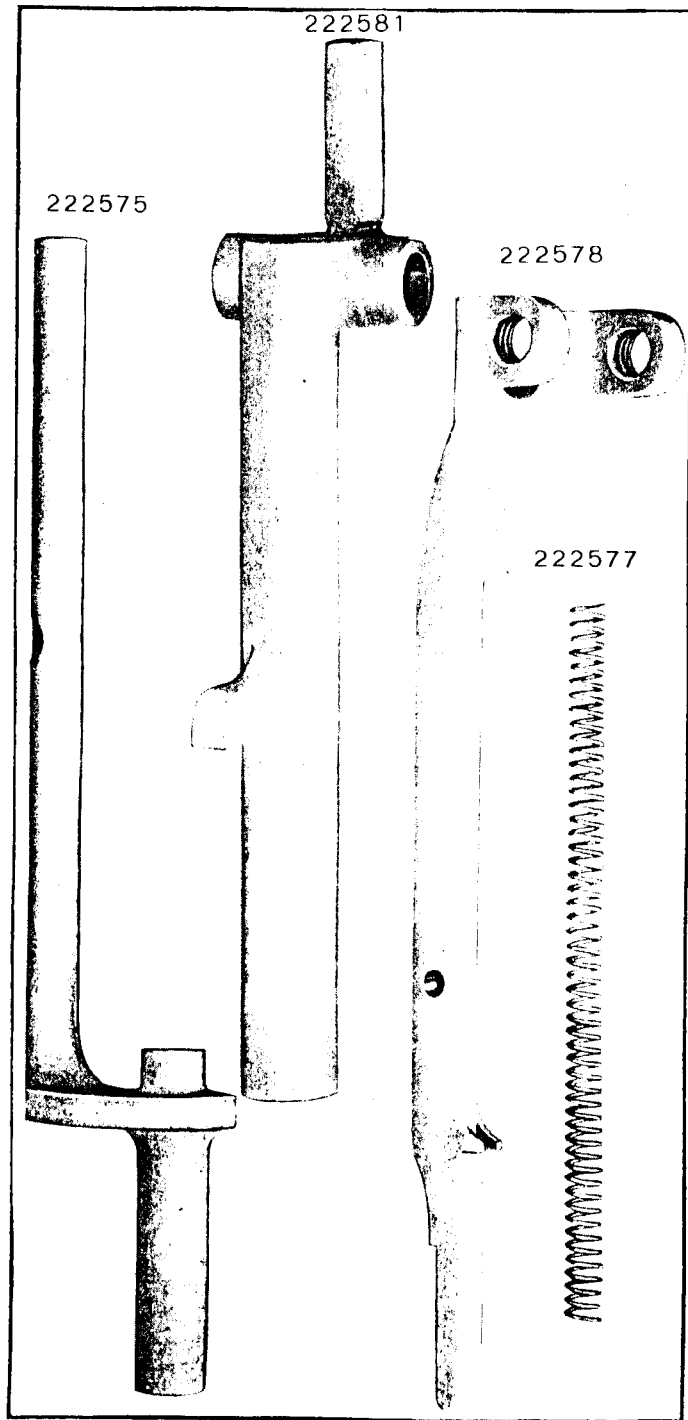


PLATE 12448-FULL SIZE

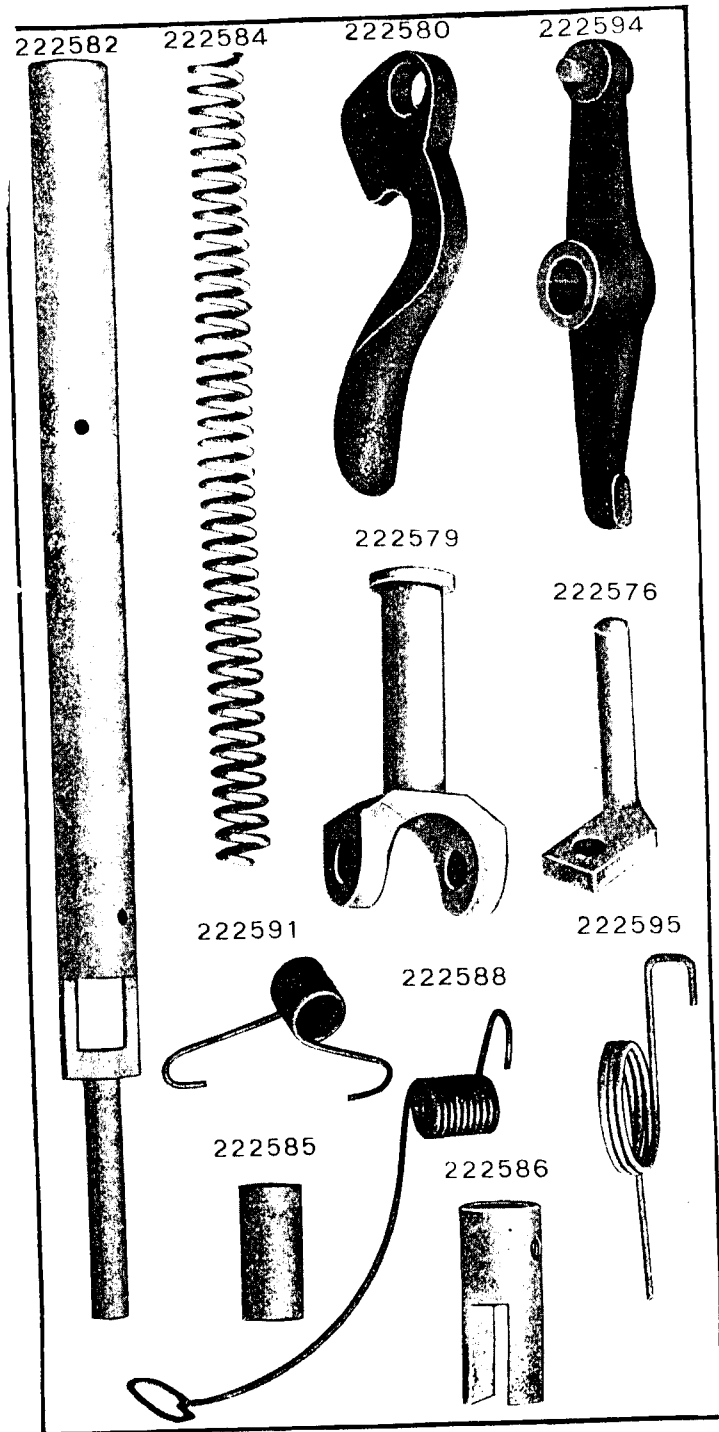



PLATE 12449—ONE-HALF SIZE


41564




222562



222565



222592



222574

