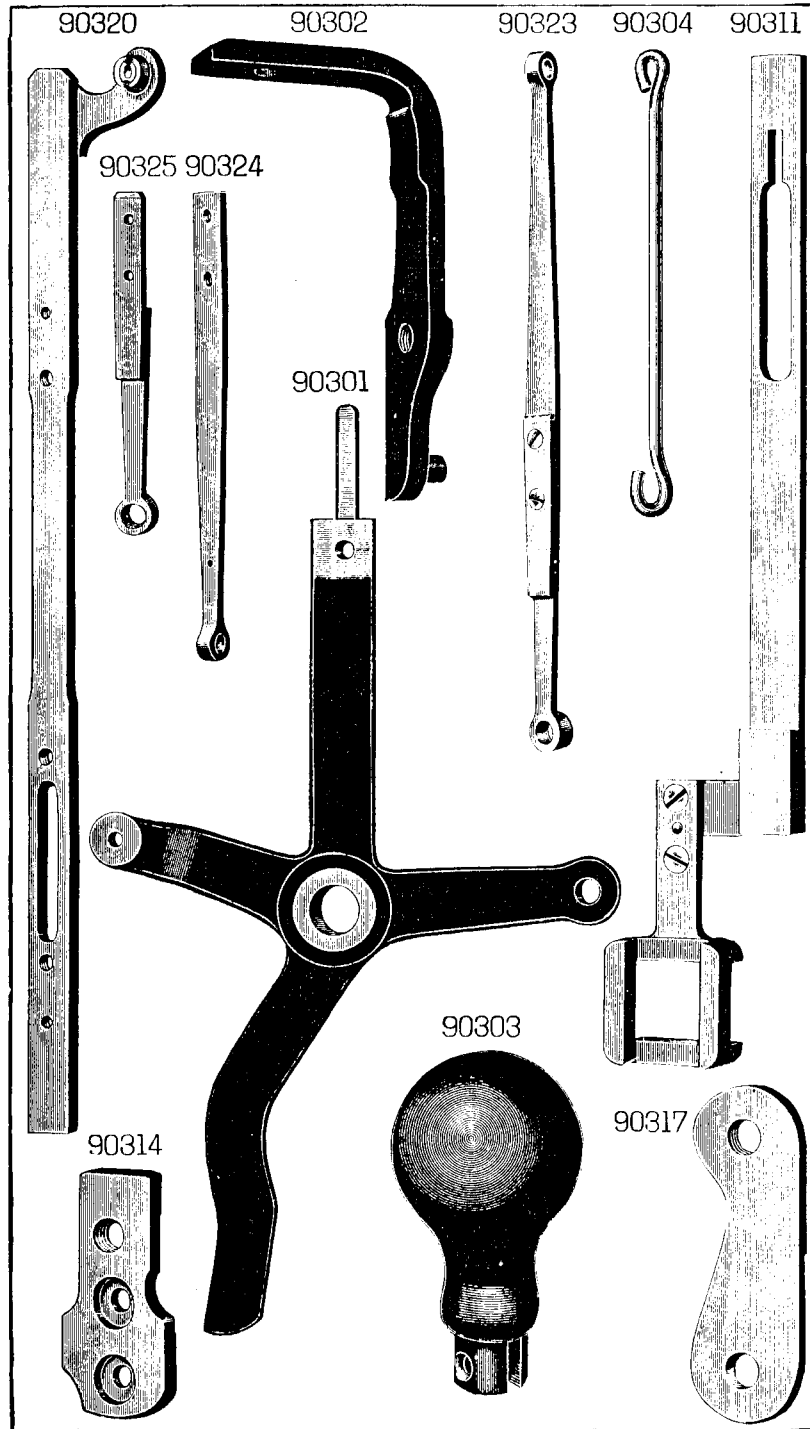



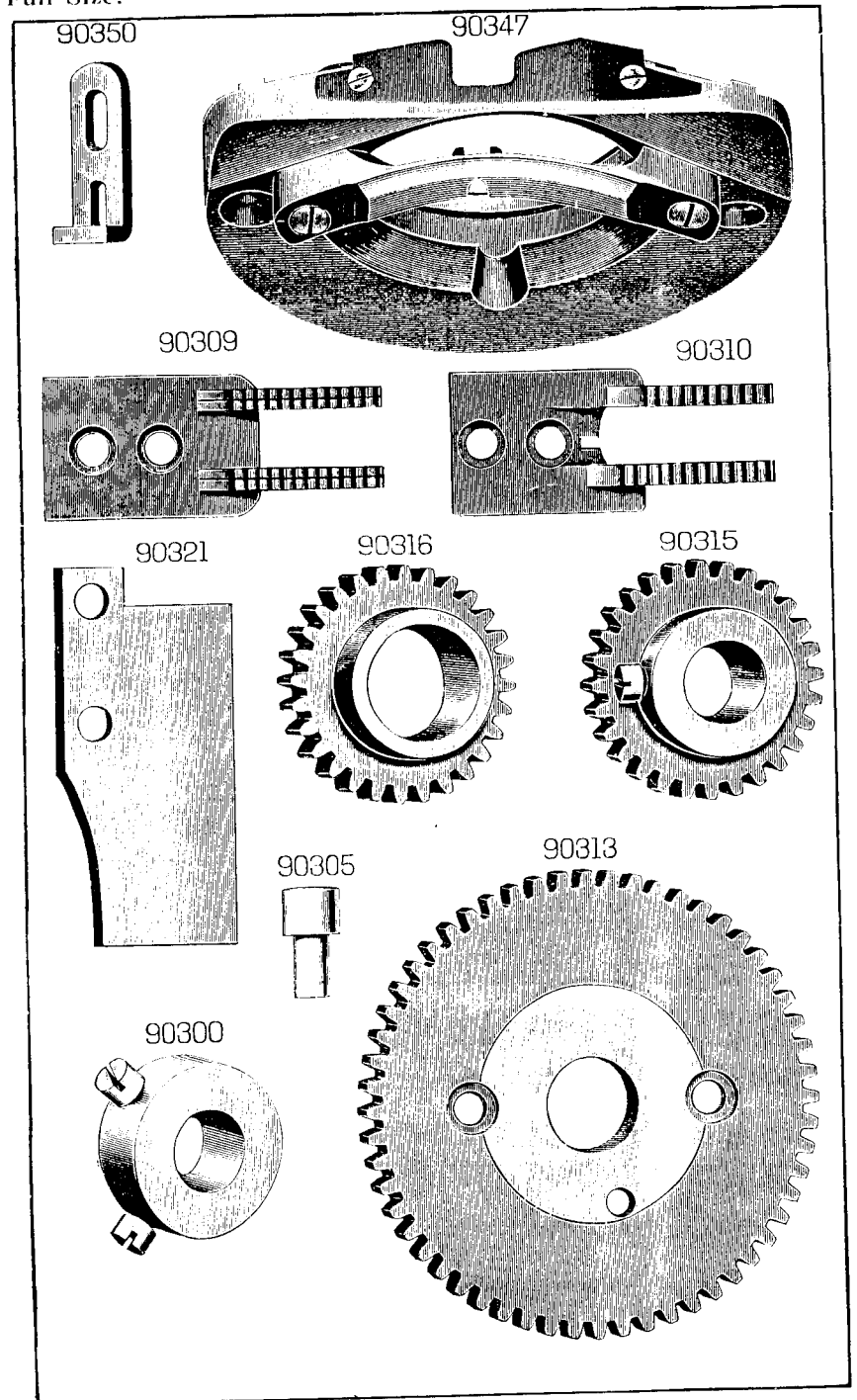
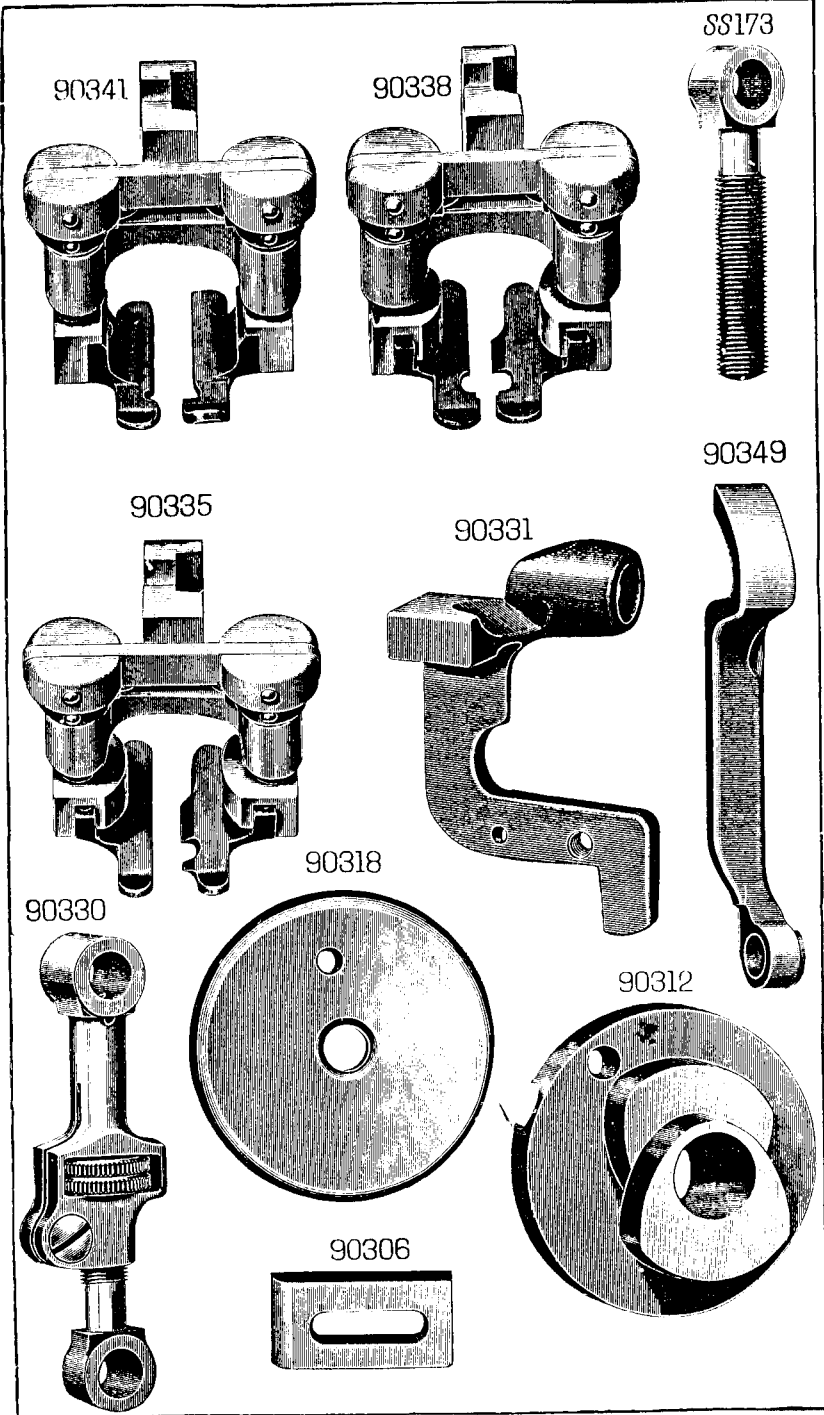
SINGER
32K4,K6

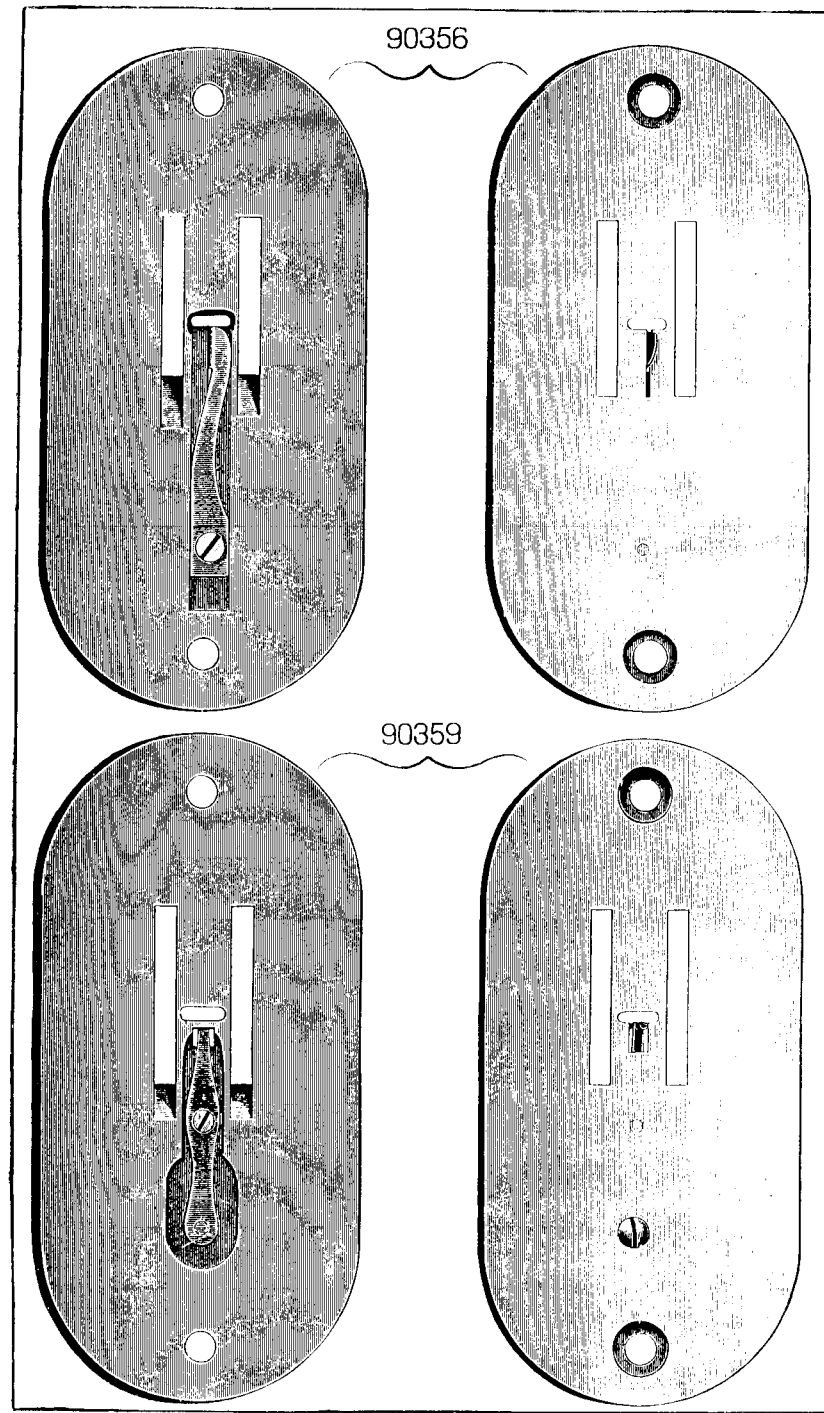
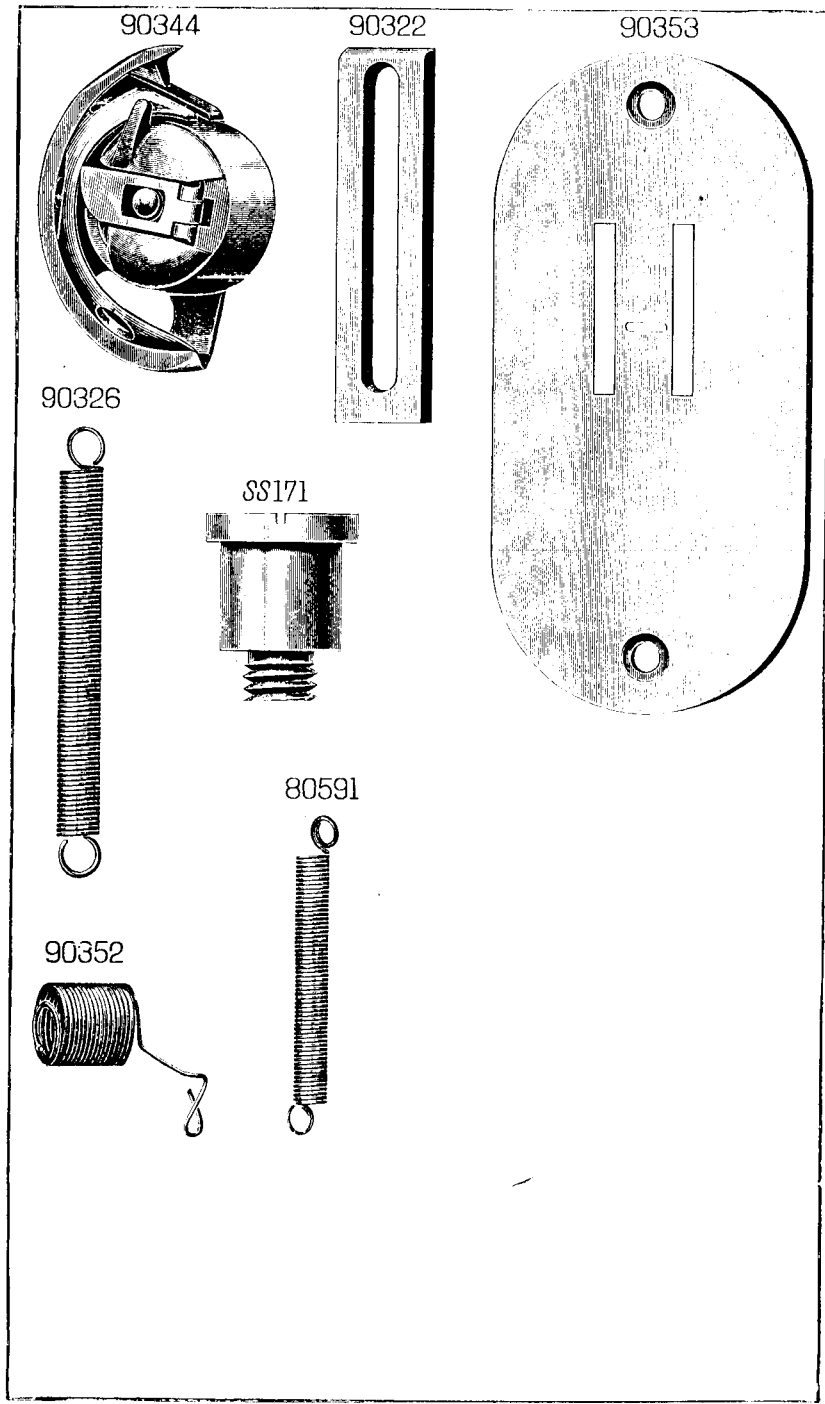


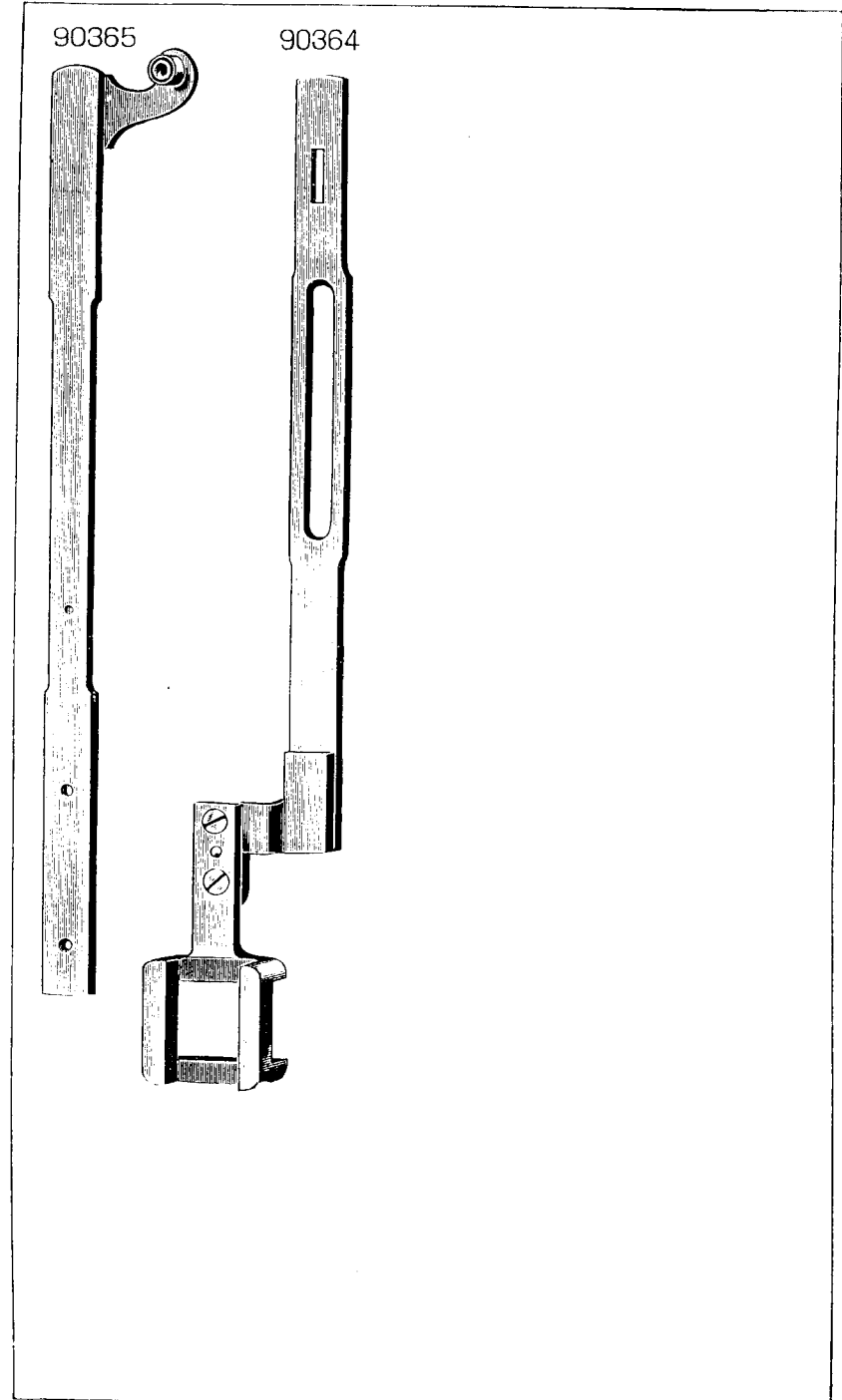
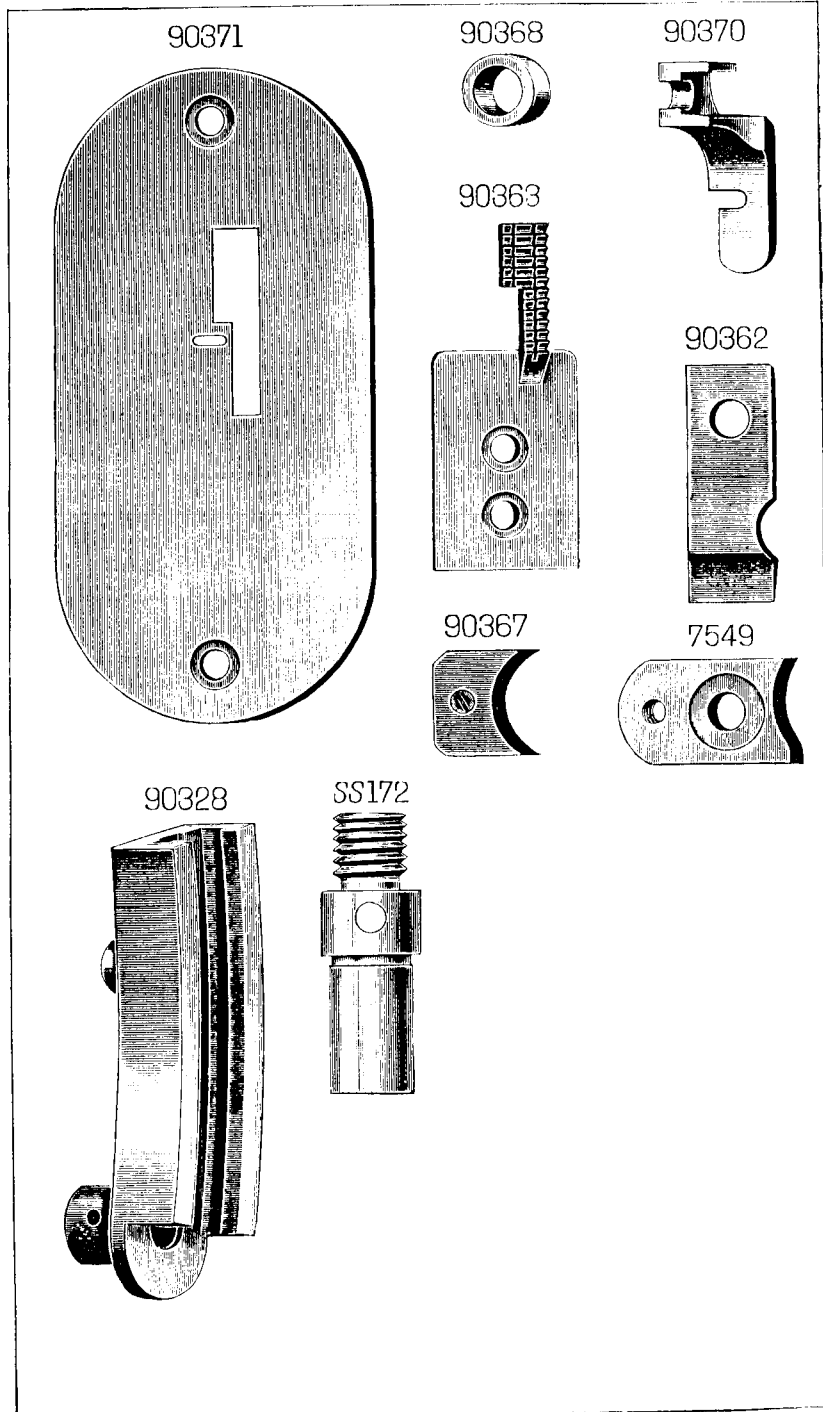
ILLUSTRATED
 PRICE LIST OF PARTS
 FOR
 Nos. 32K4 and 32K6
 Machines



THE SINGER MANUFACTURING CO.







NEEDLES BEST ADAPTED

FOR

Nos. 32K4 and 32K6 MACHINES.


Machines.	Needles.	Remarks.
32K4, 32K6	16 × 87	

Class and Variety.	Style of Point.	Regular Sizes.
16 × 87	Cloth.	

CONTENTS

	PAGES
Parts, complete, for 32K4 Machine	15 to 21
Parts Special to 32K6 Machine	22
Accessories	22
Bobbin Winder	23
Knee Lifter	24
Numerical List of Parts	25 to 34
Obsolete Parts	24

ILLUSTRATED PRICE LIST OF PARTS FOR Nos. 32K4 and 32K6 Machines



In ordering from this List, the prefix and affix letters with the part number **MUST BE** quoted exactly as they are shown in the first column.

A number always indicates the same part in whatever List it may appear, or for whatever machine.

- The prefix *SS* indicates Screws made only at Singer.
 " " *NN* " Nuts made only at Singer.
 " " *RR* " Rollers and Studs made only at Singer.

The affix letters (where shown) indicate the style of finish, as follows:—

- A. Hardened, Polished and Plated.
- B. Polished and Plated.
- C. Hardened only.
- D. Polished only.
- E. Soft, not Polished.
- F. Hardened and Polished.
- H. Blued.
- J. Plated only.
- K. Hardened and Plated.
- L. Brass or Gilt.
- M. Oxidized.

In this series

- I to 1500 and 50001 to 51500 are Screw Numbers.
- 1501 " 1800 are Nut Numbers.
- 1801 " 2000 are Roller Numbers.
- 2001 " 50000 are numbers of machine parts, etc.
- 80001 " 100000 are numbers of machine parts, etc.,
made only at Singer.

Parts marked with an asterisk () are furnished only when the repairs are made at Factory.*

PARTS COMPLETE

FOR

No. 32K4 MACHINE

CENTRAL BOBBIN SHUTTLE MECHANISM FOR STRAIGHT
BUTTON HOLES FOR WHITE WORK WITH HAND
BARRING ATTACHMENT AND KNEE LIFTER

*For Parts not illustrated in this list, illustrations may be found by referring to
E'Port and Singer Numerical List of Parts and Books of Illustrations.*

No.	Plate	Part Description	Price
*7251		Arm with 122d, 283d, 7257, 15404 and two 15405.	33 4
2002		" Dowel Pin (2)	1
123e		" Screw (4)	3
7252		" Shaft (horizontal)	3 0
7253		" " (") Gear (24 teeth)	2 0
2117		" " (") " Pin	1/2
144 ^{nc}		" " (") Screw	4
7254		" " (upright)	2 0
7599		" " (") Collar	1 0
2117		" " (") " Pin	1/2
90300	627	" " (") Collar (under) with two 196c	1 0
196c		" " (") " Set Screw	1
7256		" " (") Gear (24 teeth)	2 0
2117		" " (") " Pin	1/2
7257		" Side Plate	3 0
122d		" " " Screw	2 1/2
283d		" " " Thumb Screw	5
12403		" Spool Pin and Thread Eyelet	2 1/2
7258		Bed	33 4
7259		" Leg	5
327d		" " Screw	2 1/2
7370		Balance Wheel, 3" hub with two 448c	3 0
80594		" " for 3022	3 0
448c		" " Set Screw for 7370	1 1/2
90301	625	Barring Lever	4 6
90302	625	" " Bracket with 90305	3 0
161d		" " " Screw	2
18d		" " " Connection Screw	5
71d		" " " Fulcrum Screw	6
90303	625	" " " Handle	4 6
141d		" " " " Screw	2
90305	627	" " " Stop Pin	3
90306	626	" " " Regulator	3 4

80018	—	Feed Lever Joint Pin
180d	—	" " " Screw	6/26
2040	—	" " " Steady Pin	6/26

No. 32K4 MACHINE PARTS

16

No. 32K4 MACHINE PARTS

7/47

No.	Plate	Description	Price
164d	—	Barring Regulator Screw	2
9525	—	" " " Washer	1/2
2568	W	Clamp Stop Motion Clamp Screw	1 3
248f	—	" " " " Stop Screw	1
2020	—	" " " " Washer	2 1/2
3023	—	" " " " Flanged Bushing	1 5
4933	—	" " " " " " 3023 with two 162 AL	1 5
2022	—	" " " " " " Pin	1/2
462 AL	—	" " " " " " Set Screw	1
3022	—	Clamp Stop Motion, complete, Nos. 248f, 2568, 2020 and 4933	3 0
7347	—	Face Plate	2 0
190d	—	" " " Screw	1 1/2
90360	—	Feed Bar with 80028	2 6
313c	—	" " " Screw Centre	2
1519c	—	" " " " Nut	1 1/2
80591	628	" " " Spring	2
80028	—	" " " " Pin, per 100	5
90309	627	Feed Dog for 90353 for 90359	2 3/4
90310	627	" " " " 90356	2 3/4
219c	—	" " " " Screw (2)	1
90311	625	Feed Lever w/ 2049, two 180d and three 80018	7 10
90312	626	" " " " Cam	3 0
90313	627	" " " " Gear (56 teeth)	4 0
90314	625	" " " " " Bracket	2 0
SS405d	—	" " " " " Screw	2 1/2
90315	627	" " " " " Driving Pinion with 209c (28 teeth)	3 0
2117	—	" " " " " " Pin	1/2
209c	—	" " " " " " Set Screw	1
90316	627	" " " " " Pinion (intermediate) (28 teeth)	3 0
90317	625	" " " " " " Bracket	2 0
SS406d	—	" " " " " " Screw	5
2049	—	" " " " " " Steady Pin	1/2
SS171d	628	" " " " " " Screw Stud	9
180d	—	" " " " " " Screw	1 1/2
SS172d	1009	" " " " " " Stud	10
90318	626	" " " " " " Cap	1 0
150d	—	" " " " " " " Screw	5
90319	—	" " " " " " Raising Cam	5 qd
190d	—	" " " " " " " Screw	1 1/2
7071	—	" " " " " " " Washer	1/2
90362	1009	Feed Raising Cam Cap	6
159d	—	" " " " " " " Screw	1 1/2

No.	Plate	Description	Price
90320	625	Feed Regulator with 1819	5 0
90321	627	" " " Cap	6
183f	—	" " " " Screw	1 1/2
1819	—	" " " " Roller and Stud	10
90322	628	" " " " Slide	9/6
194d	—	" " " " " Guide Screw	1
164d	—	" " " " " Screw	2
9525	—	" " " " " Washer	1/2
90361	—	Feed Rock Shaft with 80028	1 3
307c	—	" " " " " Screw Centre	3
1513c	—	" " " " " " Nut	2
80028	—	" " " " " Spring Pin, per 100	5
7712	—	Needle Bar with 857h	1 8
7283	—	" " " " Connecting Link with 1012c	2 0
1012c	—	" " " " " " Adjusting Screw	2 1/2
380c	—	" " " " " " Hinge Screw	5
1520 R	—	" " " " " " " Nut	1 1/2
7284	—	" " " " " Stud with 453c	4 2
453c	—	" " " " " " Set Screw	1
7713	—	" " " " " Thread Guard	5
662d	—	" " " " " " Screw	1
857h	—	" " " " " Set Screw	1
7291	—	Needle Bar Frame with 620c	4 2
15972	—	" " " " " Cam and Bevel Gear (Steel) (36 teeth)	12 6
7290	—	" " " " " " " " " Cover	1 0
190d	—	" " " " " " " " " " Screw	1 1/2
15d	—	" " " " " " " " " " Screw	7 1/2
7292	—	" " " " " " Driving Bevel Pinion with two 453c (18 teeth)	1 3
453c	—	" " " " " " " Pinion Set Screw	1
90323	625	Needle Bar Frame Pitman (adjustable), complete, Nos. 90324, 90325 and two 219d	6-6
90324	625	Needle Bar Frame Pitman Connection Hinge Stud End	7 3
90325	625	" " " " " " " " " Regulator End	7 3
219d	—	" " " " " " " " " Screw	1
646d	—	" " " " " " " Hinge Screw	1
7291	—	" " " " " " " " " Stud	7 1/2
620c	—	" " " " " " " " " Stop Screw	1
90326	628	" " " " " " " Spring	2
80028	—	" " " " " " " " " Pin, per 100	5
106d	—	" " " " " " " " " Screw	2
90328	1009	" " " " " " " Regulator with 1877	12 6
90329	—	" " " " " " " " " Pitman	3 4

No.	Plate		Price
SS173d	626	Needle Bar Frame Regulator Pitman Adjusting Screw	1 6
1560d	"	" " " " " " " " Nut	2
193d	"	" " " " " " Adjusting Screw Lock Screw	1 1/2
90330	626	" " " " " " 90329 with 193d, SS173 and 1560	5 0
7549	1009	" " " " " " Pitman Slide Block...	1 8
7374	"	" " " " " " " " Stud	7 1/2
212d	"	" " " " " " " " Cap Screw	2
1877	"	" " " " " " Roller and Screw Stud...	1 0
7577	"	" " " " " " Shaft	5
6533	"	" " " " " " Collar with 460c...	1 0
460c	"	" " " " " " Set Screw...	1
7298	"	" " " " " " Pin, ... per 100	5
577c	"	" " " " " " Screw Centre (lower) ...	3
1517e	"	" " " " " " (") Nut	2
673c	"	" " " " " " (upper) ...	4
1517d	"	" " " " " " (") Nut	2
14031	"	Oscillating Rock Shaft with 4784	6 3
14856	"	" " " " Crank with 735c	1 3
2049	"	" " " " Pin	1 1/2
735c	"	" " " " Set Screw	1
4784	"	" " " " Oil Pad	1 1/2
7317	"	Oscillating Shaft	1 8
7318	"	" " Crank with 735c and 1813...	2 0
2049	"	" " Pin...	1 1/2
1813	"	" " Roller and Stud	10
735c	"	" " Set Screw	1
7299	"	Presser Bar	1 5
2062	"	" " Lifter	10
36c	"	" " Screw	5
8399	"	" " Spring	2 1/2
90331	626	" " Bracket with 453c	3 0
453c	"	" " Set Screw	1
2070	"	" " Washer	1 1/2
7697	"	Presser Foot Body	8 4
7698	"	" " Beam	1 0
15502	"	" " Hinge	1 0
80464	"	" " Pin	1 1/2
90332	"	" " Leg	5 0
80464	"	" " Pin	1 1/2
90333	"	" " Right (swivel)	2 0 4-6
90334	"	" " Left (swivel)	2 0 4-6
194d	"	" " Pivot Screw	1

No.	Plate		Price
2975	"	Presser Foot Spring	1
90335	626	Presser Foot (hinged), complete, Nos. 7697, 7698, 90333, 90334, two each 194d, 2975, 15502, 90332 and four 80464	30-0 27 0
90336	"	Presser Foot , Right (swivel)	4-6 4 0
90337	"	" " Left (swivel)	4-6 4 0
90338	626	Presser Foot (hinged), complete, Nos. 7697, 7698, 90336, 90337, two each 194d, 2975, 15502, 90332 and four 80464 (Hamburg)	30-0 25 0
90339	"	Presser Foot , Right (fast)	4-6 4 0
90340	"	" " Left (fast)	4-6 4 0
202d	"	" " Screw	1
90341	626	Presser Foot (fast), complete, Nos. 7697, 7698, 90339, 90340, two each 202d, 15502, 90332 and four 80464	30-0 25 0
176d	"	Presser Foot Screw	1 1/2
263c	"	Pressure Regulating Thumb Screw	10
2996	"	Shuttle Bobbin	2 1/2
15140	"	" " Case Latch	5
2973	"	" " Lever	5
2974	"	" " Fulcrum Pin, per 100	5
15141	"	" " Hinge, Nos. 2973, 2974 and 15140	1 0
2975	"	" " Latch Spring	1
592e	"	" " Stop Screw	1
7553	"	" " Position Finger	2 1/2
2523	"	" " Rivet, per 100	1 0
90342	"	Shuttle Bobbin Case , complete, Nos. 591H, 592e, 2523, 2975, 7553, 15098 and 15141	3 6
90343	"	Shuttle Body	3 6
591H	"	Shuttle Tension Regulating Screw	1
15278	"	" " Spring	5
90344	628	Shuttle , 1 1/16" diam., complete, Nos. 2996, 90343 and 90343	7 0
15630	"	Shuttle Driver	3 0
2049	"	" " Pin	1 1/2
7319	"	Shuttle Pitman	8 4
*7320	"	" " Cap	1
196d	"	" " Screw	1
777c	"	" " Connecting Ball Joint Screw	6
1519e	"	" " Nut	1 1/2
7595	"	" " Crank Wheel with 435c and 743c	3 0
743c	"	" " Position Screw	2 1/2
435c	"	" " Set Screw	2
62740	"	Shuttle Bobbin Case with 591H, 592e, 2975, 15141 and 15278	3 48
90373	"	Presser Foot Leg	1

No.	Plate	Description	Price
2419		Shuttle Race Back	1 8
2532		" " " Position Pin, per 100	5
2532 2533		" " " Spring	6
648Nj		" " " " Screw	3 1/2
15632		" " " Body	4 2
90345		" " " Bridge	4 0
391d		" " " " Screw	1
90346		" " " Cap	8
662d		" " " Screw	1
90347	627	Shuttle Race, complete, Nos. 648N, 2419, 2532, 2533, 15632, 90345, 90346 two each 391d, 662d and 2532	12 6
145d		Shuttle Race Screw	2
7593		" " Bracket	8 9
14051		" " " Adjusting Slide	1 3
219d		" " " " " Screw	1
80464		" " " " " Steady Pin	1/2
135d		" " " " Screw	2 1/2
90348		Shuttle Race Bracket, complete, Nos. 7317, 7318, 7593, 14031, 14856, 15630, 90351, two 404d and three 2049	24 0
2921		Tension Disc	2 1/2
1560c		" Regulating Thumb Nut	2
15070		" Releaser	7 1/2
90349	626	" " Lever	8 7
90350	627	" " " Lifter	6
219d		" " " " Screw	1
81d		" " " " Screw	2 1/2
* 413f		" Screw Stud	5
2103		" Spring	1 1/2
33892		" Screw Stud 413f with 1560c	6/46
2826		Thread Guard	2 1/2
422c		" " Screw	2 1/2
90351		Thread Pull-off for 90348	1 0
404d		" " Screw	1
2112		Thread Retaining Disc with 2113	2 1/2
2113		" " " Steady Pin	1/2
2114		" " " Spring	1/4
2115		" " " Stud	3 1/2
460c		" " " Set-Screw	1
2111		Thread Retainer Guide, complete, Nos. 2112, 2114 and 2115	7 1/2
7562		Thread Take-up Cam (Steel) with 448c	5 2
2117		" " " Pin	1/2
448c		" " " Set Screw	1 1/2
90372		Shuttle Race Body, 15632 with 90346, two each 662d and 2532	5 0

No.	Plate	Description	Price
7334		Thread Take-up Lever with 1822	2 6
79c		" " " Hinge Screw	3
1822		" " " Roller and Stud	10
90352	628	" " " Spring	1 1/2
7336		" " " Regulator	1 0
446c		" " " " Screw	1 1/2
90353	628	Throat Plate (plain)	4-6 2-0
90354		Throat Plate	7-6
90355		" " Spring Separator	6
242d		" " " " Screw	1
90356	629	Throat Plate, complete, Nos. 242d, 90354 and 90355	5-6 3-0
90357		Throat Plate	5-0 1-0
90358		" " Adjustable Separator	1
112d		" " " Pivot Screw	1
242d		" " " " Screw	1
90359	629	Throat Plate, complete, Nos. 112d, 242d, 90357 and 90358 (Hamburg)	6 6 4-0
219d		Throat Plate Screw	1
87695		Drip Pan	10
*15404		Trade Mark	
15405		" " Rivet	12.132

PARTS SPECIAL

TO

No. 32K6 Machine

CENTRAL BOBBIN SHUTTLE MECHANISM FOR OVEREDGE PURL STITCH ON LINEN TABLE COVERS, TEA CLOTHS, CORSETS, OR ANY LIGHT TEXTILE MATERIAL.
MACHINE IS FITTED WITH KNEE LIFTER

This machine is the same as No. 32KA with the following exceptions: -

No.	Plate	Description	Price
90363	1009	Feed Dog	2.00 3/6
90364	1010	Feed Lever with 2049, two 180d and three 80018.	5.00 15/0
90365	1010	Feed Regulator with 1819	5 0
209h		" " Stop Screw	1
271d		" " Thumb Screw	5
7549	1009	Needle Bar Frame Regulator Pitman Slide Block	1 8
737f		" " " " " " " " " " " " " " " " Set Screw	4
7550		" " " " " " " " Slide Block Set Screw Handle	1
219f		" " " " " " " " Stop Screw	1
90368	1009	" " " " " " " " Stud Collar	6
90367	1009	" " " " " " " " Stop Block with 460c	1 9
460c		" " " " " " " " Stop Block Set Screw	1
90370	1009	Presser Foot	2 6
90371	1009	Throat Plate	4.00 3/6

ACCESSORIES

No.	Plate	Description	Price
2996		Bobbins (8) ^{2.51}	24
27055		Machine Button with Wood Screw, 1 7/8" No. 14, R.H.B.	5
16 x 87		Needles (6)	5
85318 26020 13 0 3 2 8		Screw Driver (machine)	5
25558		" " (shuttle tension)	2

7/38
9/25

BOBBIN WINDER

BOBBIN WINDER (Swinging Automatic, Right Hand) for 2996

No.	Plate	Description	Price
84104		Base	71.00 71.8d
27302		Frame	7 1/2
32d		" Hinge Screw	5
27303		" Spring	1 1/2
27304		Pulley	7 1/2
84109		Spindle with 15072	10
15072		" Bobbin Position Pin	per 100 5
27306		Spool Pin	2 1/2
27307		Spool Stand	5
+27308		Spool Stand, complete, Nos. 418d, 1562d, 2106, 10141, 11241, 27306, 27307, Wood Screw, 1" No. 10 and two 2155	1 5
11241		Spool Washer (Cloth)	per 100 1 0
27312		Stop Latch	4
35d		" " Hinge Screw	3 1/2
2455		Tension Disc	1
1562d		" Regulating Thumb Nut	2
418d		" Screw Stud	4
10141		" Spring	1 1/2
2106		Thread Guide	1 1/2
84108		Bobbin Winder, Nos. 32d, 35d, 27302 to 27304, 27312, 84104, 84109 and two Wood Screws, 1" No. 7	3 9
84107		Bobbin Winder (swinging automatic, right hand), complete, Nos. 27308 and 84108	5 2

† As No. 27308 can be supplied either Plated or Japanned, it is necessary, when ordering, to state which is required.

6/27

KNEE LIFTER

No.	Plate	Description	Price
90261	---	Arm Lever with 90262	70 7/6
694d	---	" " Hinge Screw	7 1/2
90262	---	" " Stop Pin	1/2
12243	---	Bell Crank Lifting Lever	7 1/2
80203	---	" " " " 12243 with 6337	1 3
6337	---	" " " " Bracket with two 356c	10
356c	---	" " " " " Set Screw	3
2767	---	Knee Plate with 356c	9
356c	---	" " Set Screw	3
80204	---	" " Arm	5
2766	---	" " " Bracket with 356c	7 1/2
356c	---	" " " " Set Screw	3
2763 80208	---	Rock Shaft	5
97502 80209	---	" " Bracket	4
---	---	" " " Screw (Wood), 1" No. 10, per doz.	---
2770	---	" " Stop Dog with 356c	6
356c	---	" " " " Set Screw	3
90263	---	Rock Shaft, 2763 with 2766, 2767, 2770, 80203, 80204 and two 97502	4 6
90264	---	Knee Lifter, complete, Nos. 694d, 90261, 90263 and four Wood Screws, 1" No. 10	71 1/6

OBSOLETE PARTS

90304	625	Barring Lever Pitman for 32K4 Machine	3
90307	---	Buttonhole Length Gauge for 32K4 Machine	8

NUMERICAL LIST OF PARTS

No.	Plate	Description	Price
15d	---	Needle Bar Frame Cam and Bevel Gear Screw	7 1/2
32d	---	Bobbin Winder Frame Hinge Screw for 84108	5
35d	---	Bobbin Winder Stop Latch Hinge Screw for 84108	3 1/2
36c	---	Presser Bar Lifter Screw	5
48d	---	Barring Lever Connection Screw for 32K4 Machine	5
71d	---	Barring Lever Fulcrum Screw for 32K4 Machine	6
79c	---	Thread Take-up Lever Hinge Screw	3
81d	---	Tension Releaser Lever Screw	2 1/2
106d	---	Needle Bar Frame Pitman Spring Screw	2
112d	---	Throat Plate Adjustable Pivot Screw for 90359	1
122d	---	Arm Side Plate Screw	2 1/2
123e	---	Arm Screw	3
135d	---	Shuttle Race Bracket Screw	2 1/2
141d	---	Barring Lever Handle Screw for 32K4 Machine	2
144	---	Arm Shaft (horizontal) Screw	4
145f	---	Shuttle Race Screw	2
150d	---	Feed Lever Cam Gear Screw Stud Cap Screw	5
159d	---	Feed Raising Cam Cap Screw	1 1/2
161d	---	Barring Lever Bracket Screw for 32K4 Machine	2
164d	---	Feed Regulator Slide Screw for 32K4 Machine	2
164d	---	Barring Regulator Screw for 32K4 Machine	2
SS171d	628	Feed Lever Cam Gear Pinion Screw Stud	9
SS172d	1009	Feed Lever Cam Gear Screw Stud	10
SS173d	626	Needle Bar Frame Regulator Pitman Adjusting Screw for 90330	1 6
176d	---	Presser Foot Screw	1 1/2
180d	---	Feed Lever Cam Gear Screw	1 1/2
183f	---	Feed Regulator Cap Screw	1 1/2
190d	---	Face Plate Screw	1 1/2
190d	---	Feed Lever Raising Cam Screw	1 1/2
190d	---	Needle Bar Frame Cam and Bevel Gear Cover Screw	1 1/2
180d	---	Feed Lever Joint Screw for 90311 and 90364	1 1/2